



# Equity Edition

FY 2023

# GREENBOOK

BUILDING A MORE EQUITABLE DISTRICT OF COLUMBIA





GOVERNMENT OF THE DISTRICT OF COLUMBIA  
1350 Pennsylvania Avenue NW  
Washington, DC 20004

Date: May 26, 2022



\$1,500,000.00

Pay to the  
Order of:

Equity Impact Enterprise Grantees

Dollars

One million five hundred thousand and 00/100

*Mimi Beiser*

MEMO: 2022 Equity Impact Enterprise Grant

THE  COUPE





## Muriel Bowser

Mayor, Washington, D.C.

Dear Small Business Owner and Community Stakeholder:

My goal has—and will always be—to do more to support our local business community, which is the backbone of our local economy and oftentimes the center of commercial corridors in all 8 wards of Washington, D.C. As a native Washingtonian, I understand well that small businesses are the anchors that help our neighborhoods, our communities, and our residents thrive.

Now, as I approach the beginning of my third term as your Mayor and focus on the next four years, please know that I will continue to push the District government to support and prioritize our District-based businesses year after year. Therefore, I am proud to report that in FY 22 my Administration spent a record-breaking more than \$1 billion doing business with our small and local-based enterprises.

It is my pleasure to present the eighth edition of our Green Book, this year subtitled: The Equity Edition. As part of the FY23 Equity Edition, I reaffirm my commitment to ensuring that local and small businesses can and should take advantage of a multitude of government contracting and spending opportunities. This year, we are highlighting and supporting my stated priority of supporting equity impact enterprises - also known as our small, resident-owned, and disadvantaged enterprises - because we all deserve a fair shot and a clear pathway to the middle class.

I am setting the District's FY 23 small business enterprise spending goal at \$1.16 billion, \$60 million more than the record-breaking goal we achieved in FY 22 and the highest spending outcome in the District's history.

The Green Book's name reflects my commitment to both small businesses and more environmentally friendly policies that will enhance the District's resilience and sustainability. The Green Book is exclusively online, with an easy-to-use live interactive dashboard and searchable platform that can be accessed at [www.GreenBookDC.com](http://www.GreenBookDC.com). This is just part of our broader commitment to making it easier to do business with the District.

Thank you for promoting and conducting your businesses with what I like to call our D.C. values. Working together, D.C. small business community, we will continue our great comeback. Let's keep pushing!

Sincerely,

A handwritten signature of Muriel Bowser in black ink.

Muriel Bowser  
Mayor



# John Falcicchio

Deputy Mayor for Planning and Economic Development

## To Small Business Community:

As part of the Bowser Administration, we are committed to working with the small and local business community to ensure their long-term success. In order to achieve equity across all wards, we strive to give every Washingtonian a fair chance.

With a focus on empowering District Small Business Enterprises (“SBEs”) through targeted programs and grant opportunities, the Office of the Deputy Mayor for Planning and Economic Development (“DMPED”) has never wavered in its commitment to supporting the business community within the District. In addition, we made sure that local businesses were receiving vital resources. Our goal is to uplift underserved communities and revitalize our local economy.

To achieve these goals, DMPED has invested in programs that create jobs and build an entrepreneurial culture supporting small businesses. With the vision of continuing to build back a better DC, we have high-impact initiatives and grant programs available in FY23. Examples:

- The Inclusive Innovation Equity Impact Fund supports eligible businesses with training and investment in the form of revenue or equity-based financing.
- The Small Medium Business Growth Fund targets growing District businesses by supporting capital improvements, large equipment purchasing, and digital and technological enhancements to businesses.

- The D.C. Rebuild Bond Program, in which the District has teamed up with SMBX, a financial marketplace that connects small business owners with everyday investors, helps small businesses in D.C. raise capital from their community.
- The Great Streets Retail Small Business Grant provides qualified small businesses access to capital to improve their place of business.
- The Food Access Fund was created to help food businesses to open new locations, primarily in Wards 7 and 8.
- The Commercial Property Acquisition Fund helps entrepreneurs and small business owners who face barriers to accessing capital to purchase properties.

In order to make sure businesses are aware of the funding programs available, Mayor Bowser has continued to promote ObviouslyDC.com as a resource for information and resources about business recovery programs, as well as how to begin and grow a business in Washington, D.C.

We look forward to continuing to support small businesses in Washington, D.C.

Sincerely,

John Falcicchio

Deputy Mayor for Planning and Economic Development



## Kristi C. Whitfield

Director, Department of Small and Local Business Development

Dear Small Business Community:

Having passed the \$1.1 billion mark in SBE spending in 2021, there are now more than a billion reasons to celebrate the release of the eighth Annual SBE Opportunity Guide, also known as the D.C. Green Book.

As well as highlighting upcoming procurement opportunities with the District, the FY23 Green Book highlights the District's \$1.1 billion spend with SBEs in FY22 and Mayor Bowser's commitment to spend over \$1 billion with SBEs in FY23. Keeping local dollars local is integral to her commitment to advancing equity and creating wealth. Achieving such procurement spend levels with small businesses seemed impossible before Mayor Bowser took office. But Mayor Bowser has broken through that barrier and made it the minimum in terms of spend goals. Mayor Bowser continues to prioritize keeping local dollars local by setting firm expectations that the District government contract with local businesses.

The District boasts over 70,000 small businesses, and we understand that small businesses thrive when supported. Muriel Bowser and her Administration is committed to supporting our businesses and ensuring that every business has a "Fair Shot" as it prioritizes equity.

The Department of Small and Local Business Development will continue to advocate for local businesses on behalf of the Bowser administration. One of our highest priorities for this historic third term is comprehensive reform to the CBE law to closer align the spirit to the letter of the law. We look forward to reforms that ensure the locality of our businesses, expedite prompt payment, and enhance penalties for bad actors.

It was a groundbreaking resource, memorializing the Administration's commitment to small businesses when Mayor Bowser released the Green Book in FY16. Each year, we continue to show how government investments in District-based businesses can result in positive impacts and momentum. As a result of investing in small businesses, we can see tangible results today: we can rebuild our District better.

Thank you to the business community, who displayed incredible resilience throughout the public health crisis and adhered to safety measures that preserved our lives, livelihoods, and quality of life. Because together, D.C., we will be able to continue our mission to give our business communities a Fair Shot.

In addition, I would like to thank the team at the Department of Small and Local Business Development (DSLBD) for all their hard work to ensure that small businesses in the District have a fair shot at success. Through their diligence in compliance and enforcement, the District can monitor and track our small business expenditures and therefore celebrate the barriers we continue to break.

Sincerely,

Kristi C. Whitfield, Director,

Department of Small and Local Business Development



## Kenyan R. McDuffie

Chair, D.C. Council Committee on Business and Economic Development, Chair Pro Tempore, D.C. Council

Dear Small Business Stakeholder,

I am proud to support local small businesses and entrepreneurs as Chair of the D.C. Council's Committee on Business and Economic Development. The Committee is responsible for matters concerning small and local business development policy and fosters inclusive development and smart investment through thoughtful and efficient oversight and leadership of that sector. Small and local businesses are the engines of our local economy and vital to the District's fiscal health.

The release of the eighth annual Small Business Enterprise Opportunity Guide (Green Book) represents one tool to assist you in accessing opportunities within the District government. As we move forward together, we must redouble our efforts to remove barriers and make contracting opportunities more accessible to our local small businesses. I have spearheaded several initiatives that specifically target inclusive economic development. These initiatives include the creation and funding of the commercial acquisition fund, which is a grant created to increase access to capital for small business owners who are seeking to purchase commercial property in the District. Working with Mayor Bowser, I expanded the Bridge fund to now include small businesses in the arts and entertainment industry.

Finally, with the support of my colleagues and Mayor Bowser I funded a disparity study that is now underway. This study will help the District move toward a true MWBE program, that addresses historical and current inequities in contracting and procurement. This is a critical aspect of our approach to an inclusive economy because women and minority entrepreneurs deserve fair and tangible opportunities to share in the District's prosperity and more equitably participate in the District's \$1B procurement portfolio.

When small business succeeds, the District succeeds. We must build an equity driven economy for our small business owners to thrive for years to come.

Sincerely,

Kenyan R. McDuffie, Ward 5

Chair, D.C. Council Committee on Business and Economic Development

Chair Pro Tempore, D.C. Council



# TABLE OF CONTENTS

FY23 Spend Summary **7**

Top 10 Industries for Potential Growth **8**

Testimonials - CBE Highlights **20**

Guide Overview **31**

Navigating Green Book Terms **32**

Worksheet **36**

Monitored Agencies for Fiscal Year 2023 **38**

Individual Agency Details **41**

Regional Partners **132**

FY 2023

# SPEND & TOP 10 INDUSTRIES

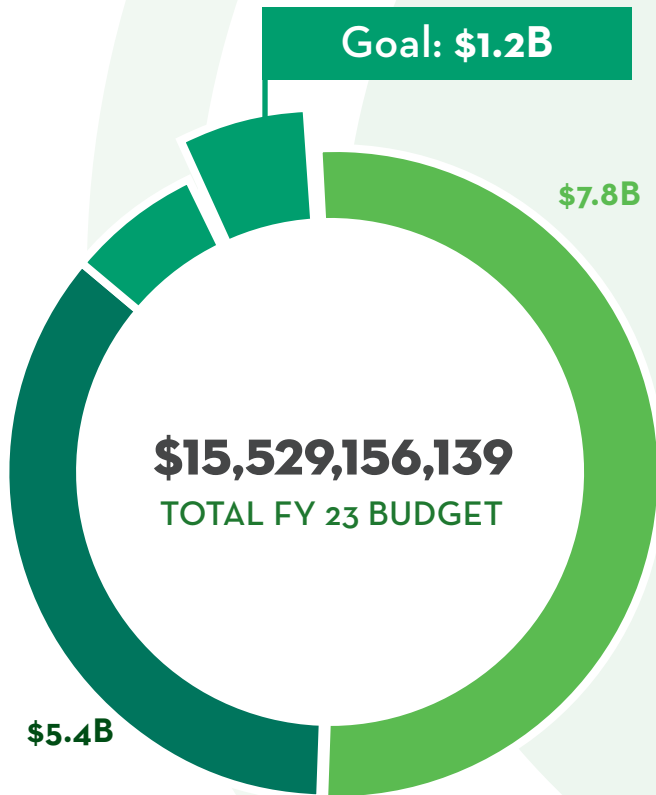


**OPEN**

*Welcome*



# FY 2023 SUMMARY FOR ALL MONITORED AGENCIES



## \$1,160,753,727

FY 23 INITIAL SBE SPENDING GOAL

- Personnel and Fixed Costs (not subject to SBE spending goal)
- Expenditures that are not SBE eligible
- Planned Acquisitions: SBE Eligible (50% = Goal)

Review SBE goal calculation formula and agency budget details at [greenbookdc.com](http://greenbookdc.com).

## SPENDING WITH SBES

Fiscal Year 2022 SBE Expenditures are based on transactions recorded to the Office of the Chief Financial Officer’s System of Accounting Record (SOAR) as of November 1, 2022. These expenditures are preliminary and unaudited and are subject to change. To view the final audited amounts and additional details about FY19, FY20, FY21 and FY22 SBE spending, visit [greenbookdc.com](http://greenbookdc.com).

FY19 INITIAL GOAL	\$844.4M
FY19 ACTUAL SPENDING	\$923.6M
FY20 INITIAL GOAL	\$910.3M
FY20 ACTUAL SPENDING	\$1.06B
FY21 INITIAL GOAL	\$917.1M
FY21 ACTUAL SPENDING	\$1.14B
FY22 INITIAL GOAL	\$1.11B
*FY22 PRELIMINARY SPENDING	\$1.12B

## POTENTIAL OPPORTUNITIES

# TOP 10 INDUSTRIES TO TARGET

This year, we have identified the top 10 industries with high opportunity for SBEs. This section features more than \$516 million worth of opportunities. This information is based on an in-depth analysis of waivers and special exceptions submitted by agencies. SBEs can utilize this information to gain faster insight as to where potential business opportunities exist that align with their service offerings.

## FEATURED OPPORTUNITY AREAS



CONSTRUCTION  
& FACILITIES  
MAINTENANCE  
**\$195M**



HEALTH CARE  
**\$111M**



INFORMATION  
TECHNOLOGY  
**\$75.2M**



FINANCIAL  
SERVICES  
**\$53M**



TRANSPORTATION  
**\$48.7M**



LEGAL SERVICES  
**\$10.1M**



SECURITY  
AND SAFETY  
EQUIPMENT AND  
SERVICES  
**\$8M**



COMMUNICATIONS  
AND MEDIA-  
RELATED SERVICES  
**\$6.3M**



APPAREL  
**\$4.9M**

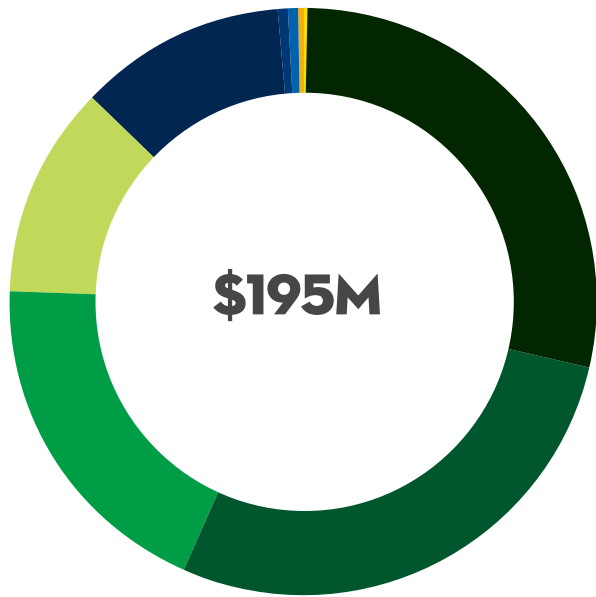


EDUCATION  
SERVICES  
**\$4.5M**

# TOTAL \$516.7M

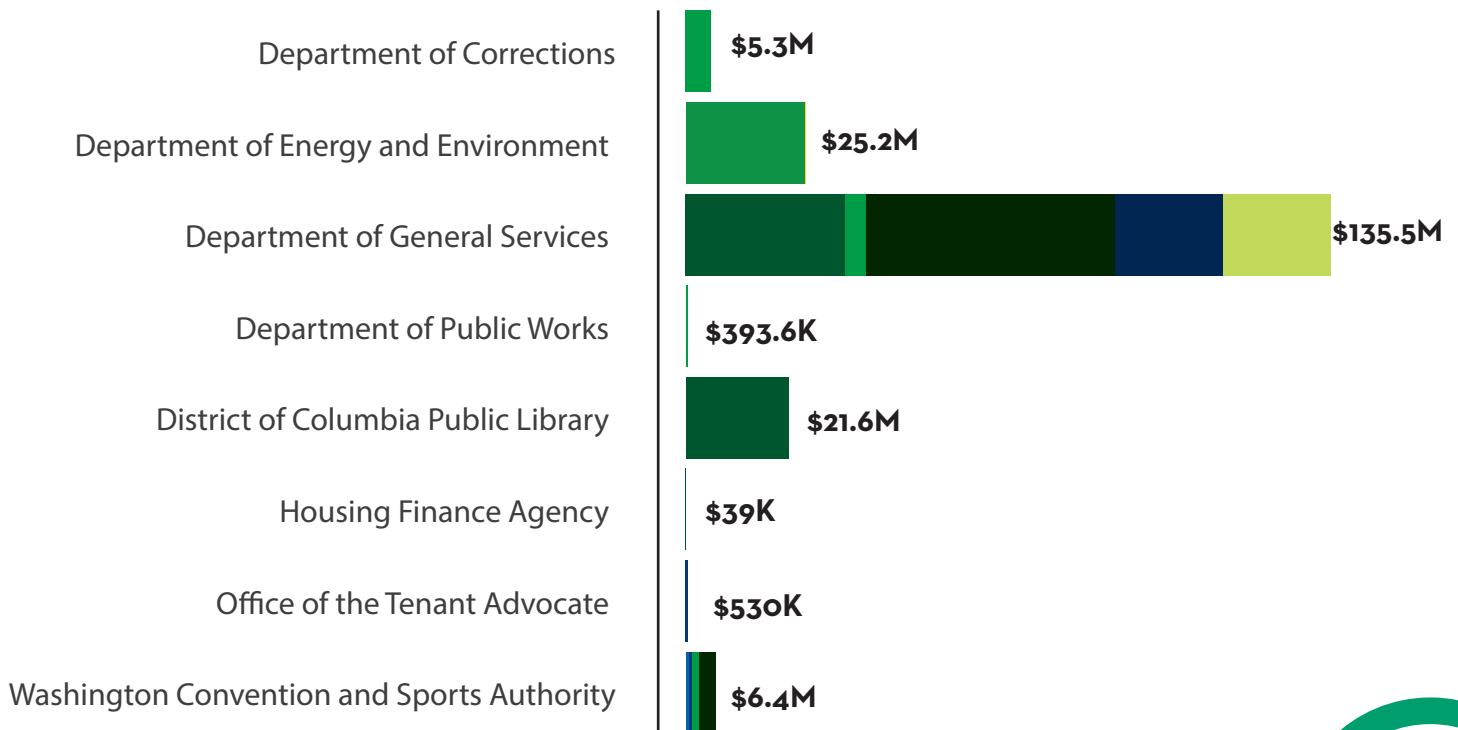
# TOP TEN POTENTIAL OPPORTUNITIES

## CONSTRUCTION & FACILITY MAINTENANCE



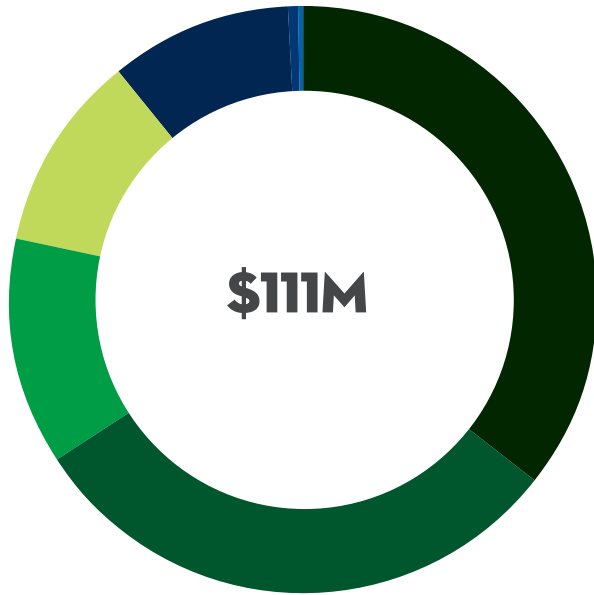
- \$55.8M** Construction Management Services
- \$55.1M** Architectural and Engineering Services
- \$36.7M** Building Maintenance, Installation and Repair Services
- \$22.7M** Construction Services, Trade
- \$22.3M** Construction Services, General
- \$1.1M** Building Equipment and Supplies
- \$765.1K** Building and Facilities Management Services
- \$270K** Construction Services, Heavy
- \$200K** Civil Engineering

### AGENCIES NEEDING THESE SERVICES



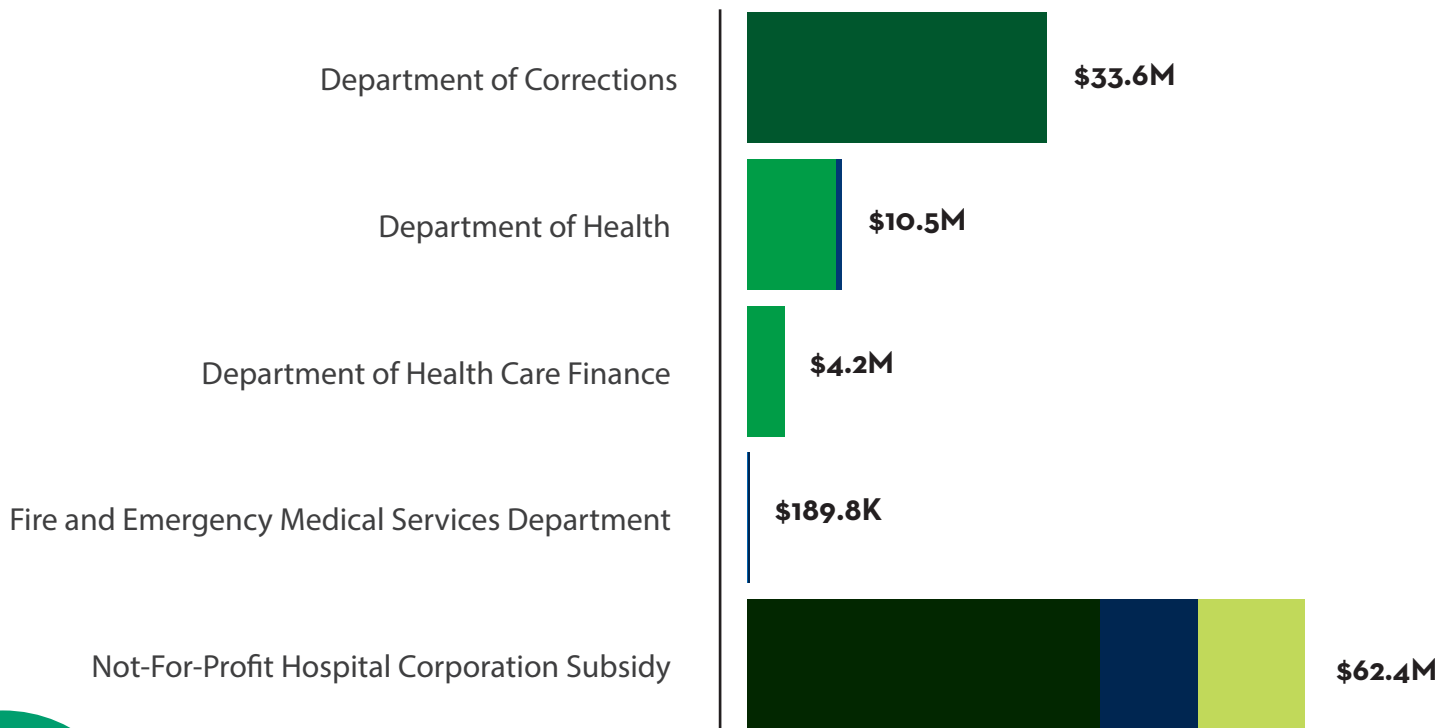
# TOP TEN POTENTIAL OPPORTUNITIES

## HEALTH CARE



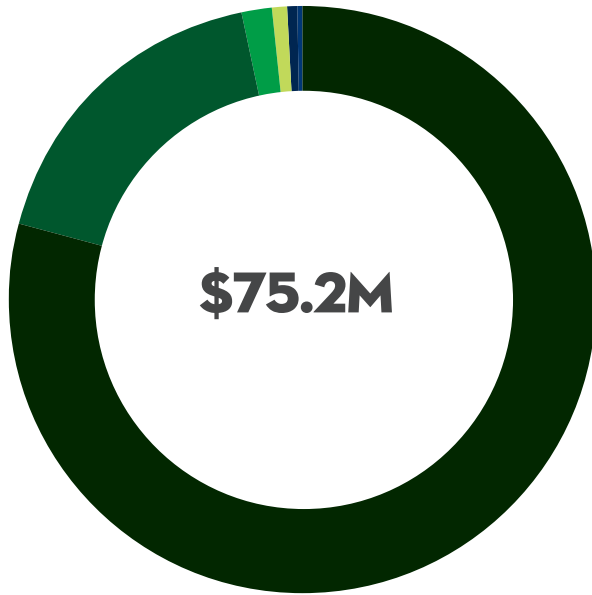
- \$39.5M Hospital Services
- \$33.6M Health Care Management Services
- \$14M Health Care Services
- \$11.9M Nursing Services
- \$11.1M Medical Equipment and Supplies
- \$656.1K Pharmaceutical Services
- \$69K Medical Consulting

### AGENCIES NEEDING THESE SERVICES



# TOP TEN POTENTIAL OPPORTUNITIES

## INFORMATION TECHNOLOGY



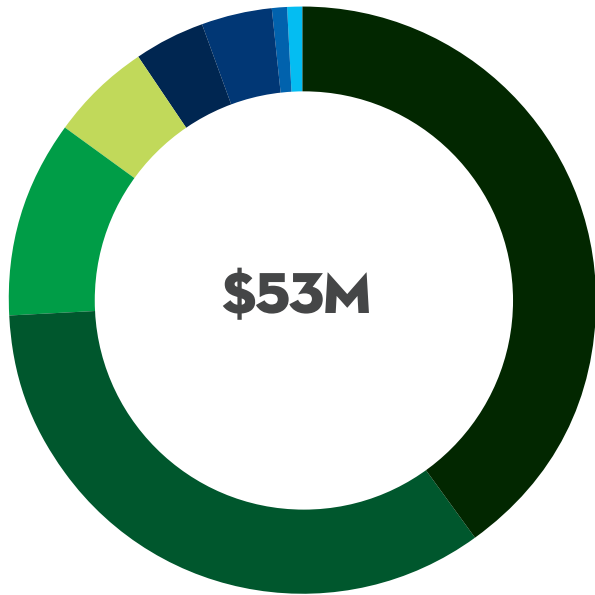
- \$59.5M** ● IT Consulting
- \$13.3M** ● Software Maintenance/Support
- \$1.2M** ● Data Processing, Computer, Programming, and Software Services
- \$600.1K** ● Computer Accessories and Supplies
- \$534.1K** ● Computer Software for Microcomputers
- \$12K** ● Computer Hardware and Peripherals

### AGENCIES NEEDING THESE SERVICES

Board of Ethics and Government Accountability	\$32.4K
Child and Family Services Agency	\$562.9K
Contract Appeals Board	\$12K
Department of Employment Services	\$7.1M
Department of Forensic Sciences	\$946.1K
Department of Licensing and Consumer Protection	\$583.2K
Department of Motor Vehicles	\$867.6K
District of Columbia Public Schools	\$600.1K
Fire and Emergency Medical Services Department	\$10K
Housing Finance Agency	\$25K
Metropolitan Police Department	\$95.2K
Office of Cable Television, Film, Music, and Entertainment	\$30K
Office of Contracting and Procurement	\$6.5M
Office of Human Rights	\$300K
Office of the Chief Financial Officer	\$44.5M
Office of the Tenant Advocate	\$264K
Office of Zoning	\$392.4K
Public Employee Relations Board	\$10K
Washington Convention and Sports Authority	\$12.3M

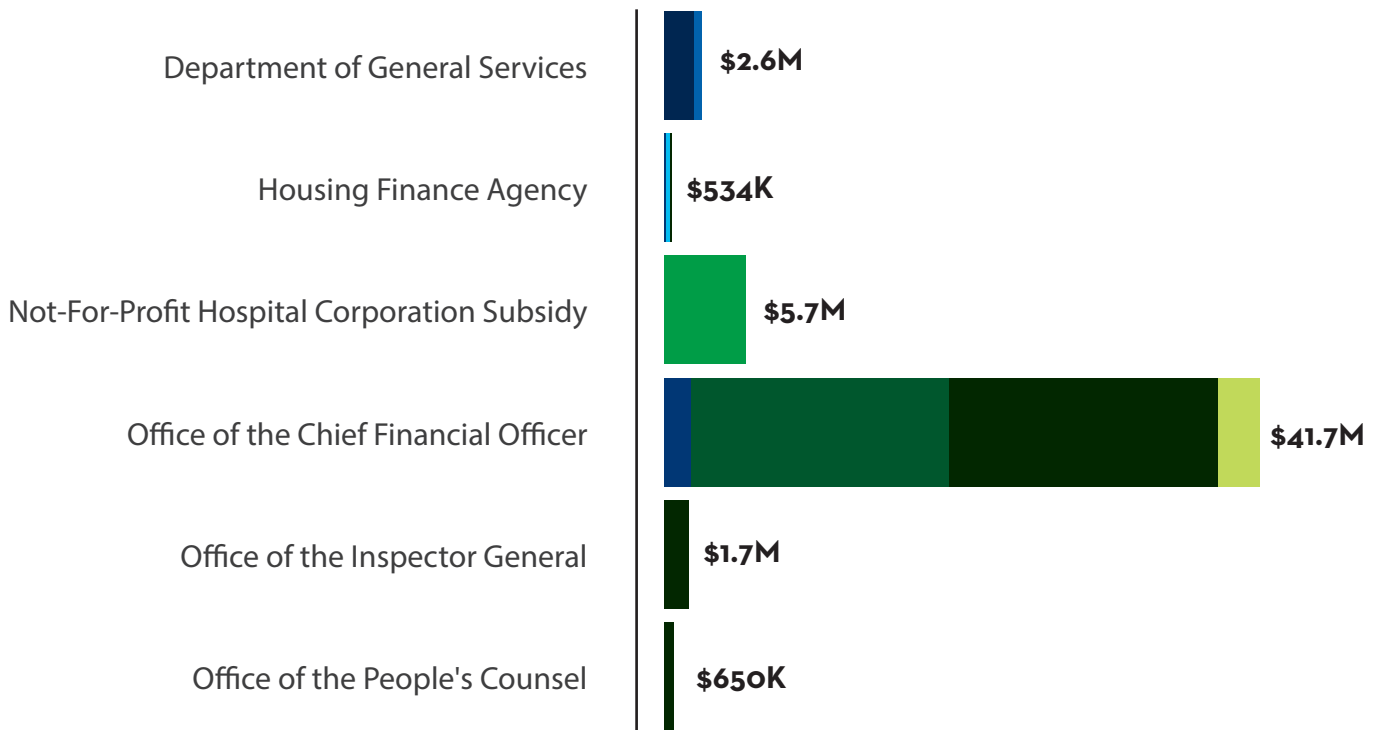
# TOP TEN POTENTIAL OPPORTUNITIES

## FINANCIAL SERVICES



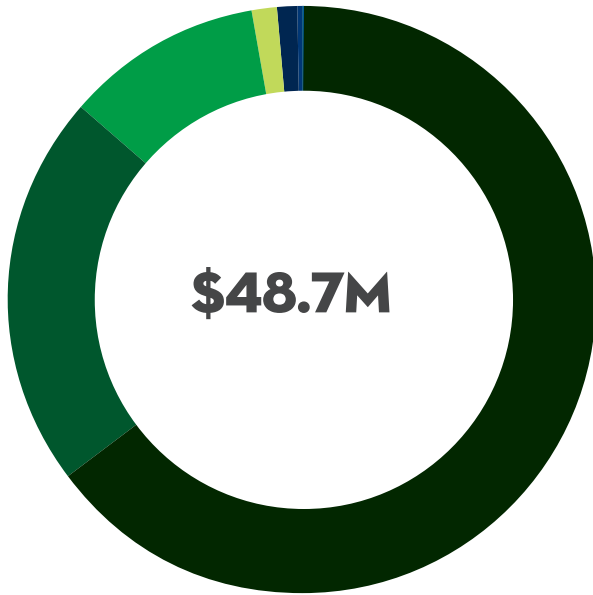
- \$21.2M** ● Financial Services
- \$18.1M** ● Banking Services
- \$5.7M** ● Insurance Services
- \$2.9M** ● Tax Services
- \$2.1M** ● Finance/Economics Consulting
- \$2M** ● Accounting/Auditing/Budget Consulting
- \$500K** ● Real Estate/Land Consulting
- \$300K** ● Financial Advisor

## AGENCIES NEEDING THESE SERVICES



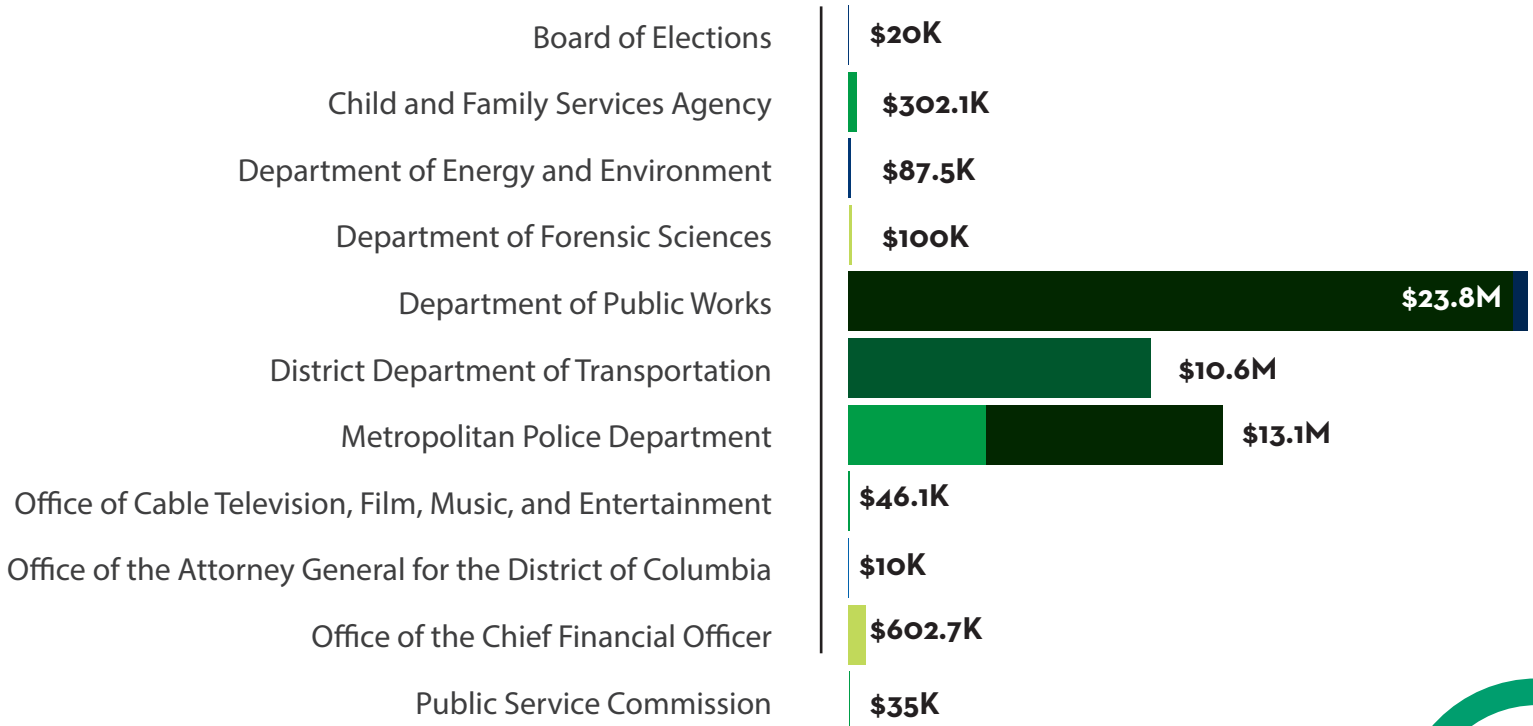
# TOP TEN POTENTIAL OPPORTUNITIES

## TRANSPORTATION



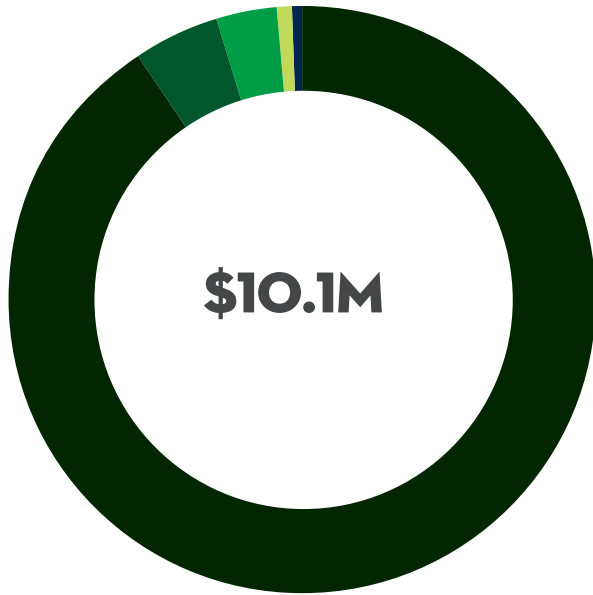
- \$31.6M** ● Automobiles, Vehicles, Etc.
- \$10.6M** ● Equipment Maintenance and Repair - Motorcycles, Bicycles, Motor Scooters, and Trucksters
- \$5.2M** ● Automobile/Passenger Vehicle Maintenance and Repair
- \$702.7K** ● Parking Management Services
- \$500K** ● Automotive Accessories and Equipment
- \$107.5K** ● Rental of Automobiles and Other Passenger Vehicles
- \$10K** ● Transportation Services

## AGENCIES NEEDING THESE SERVICES



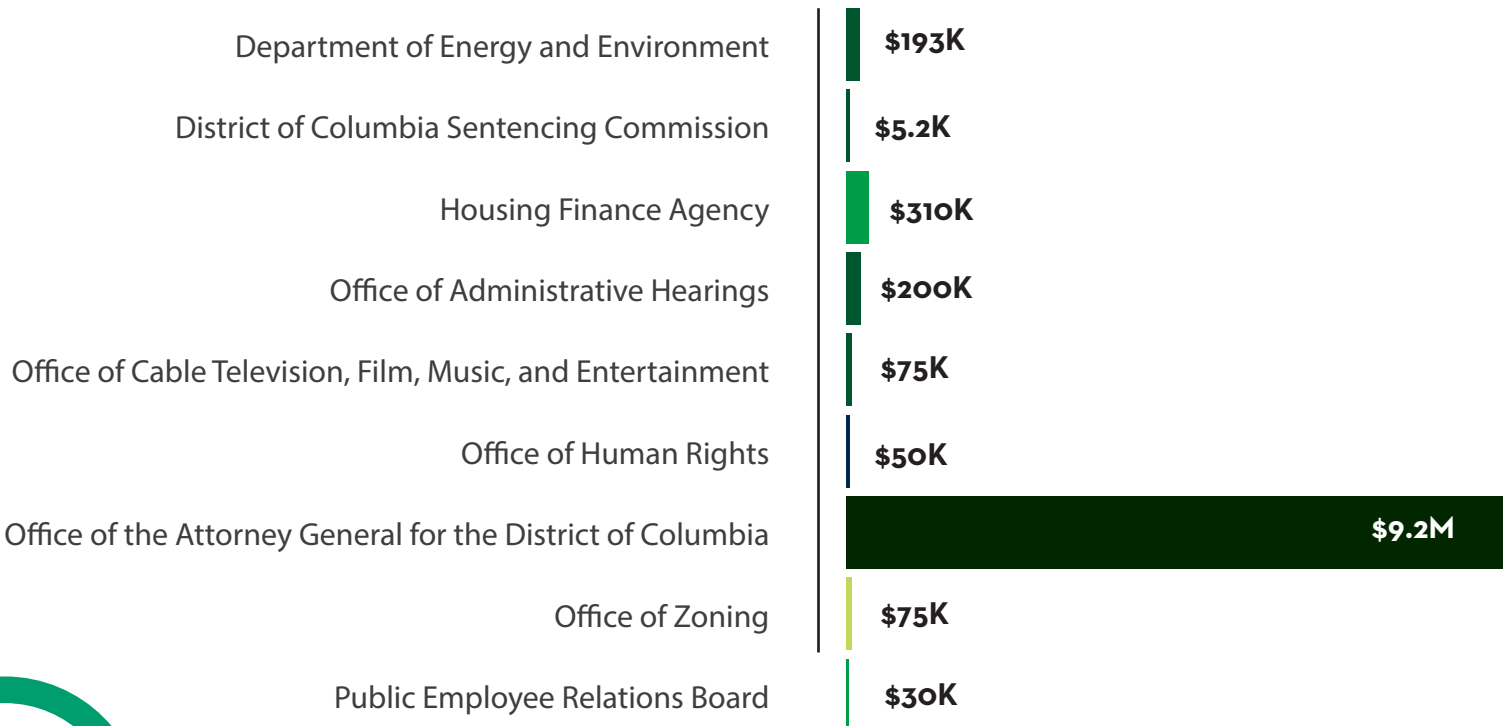
# TOP TEN POTENTIAL OPPORTUNITIES

## LEGAL SERVICES



- \$9.2M** ● Legal Services Including Depositions and Expert Witness Testimony
- \$473.2K** ● Legal Consulting
- \$340K** ● Legal Services, Attorneys
- \$75K** ● Court Reporting Services
- \$50K** ● Arbitration, Mediation, and Alternative Dispute Resolution Services

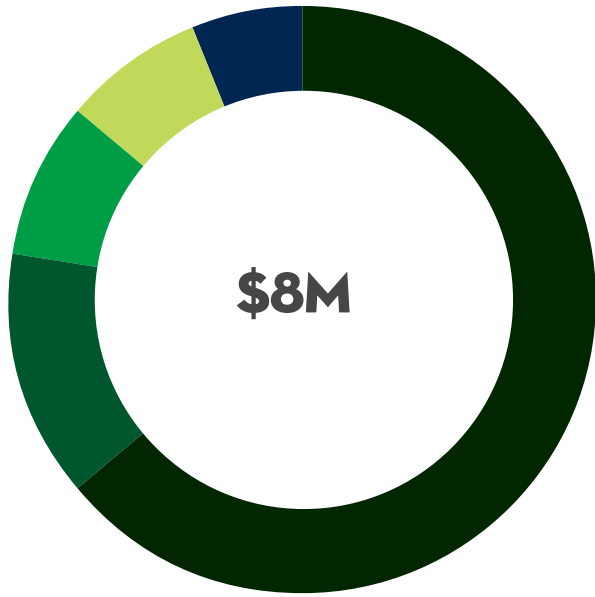
### AGENCIES NEEDING THESE SERVICES





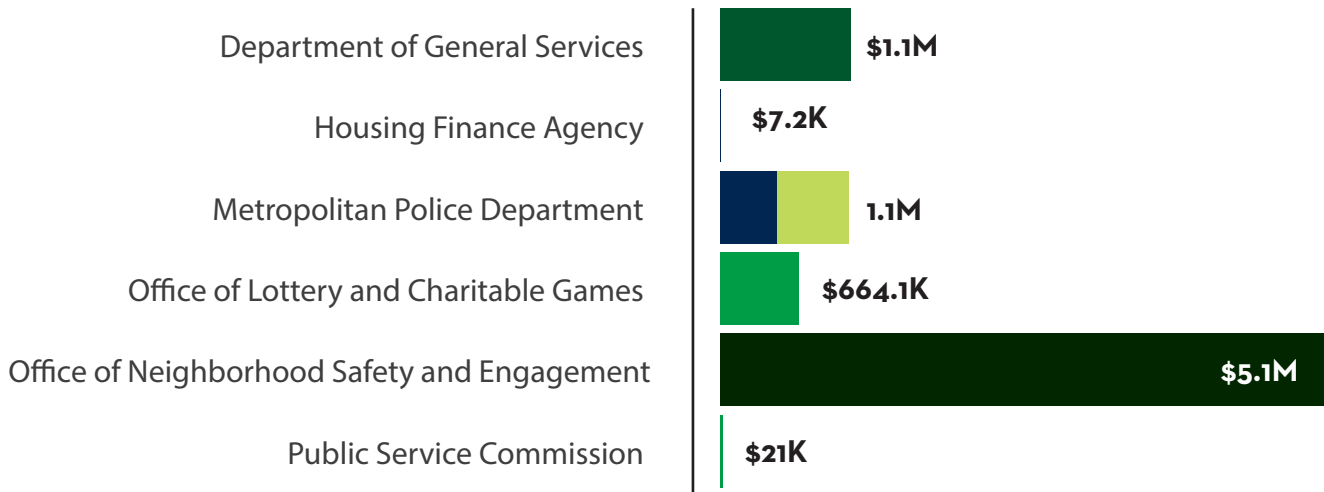
# TOP TEN POTENTIAL OPPORTUNITIES

## SECURITY AND SAFETY EQUIPMENT AND SERVICES



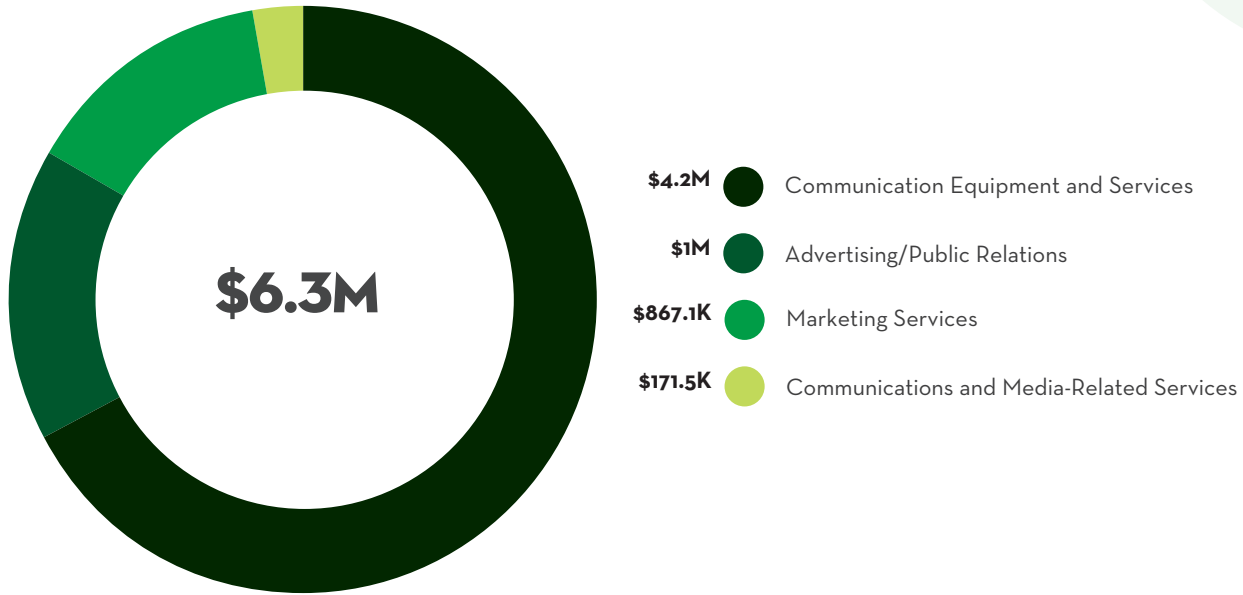
- \$5.1M** ● Crime Prevention Services
- \$1.1M** ● Security, Fire, Safety, and Emergency Services
- \$685.1K** ● Security/Safety Consulting
- \$600K** ● Polygraph Testing Services
- \$487.2K** ● Police and Prison Equipment and Supplies

### AGENCIES NEEDING THESE SERVICES

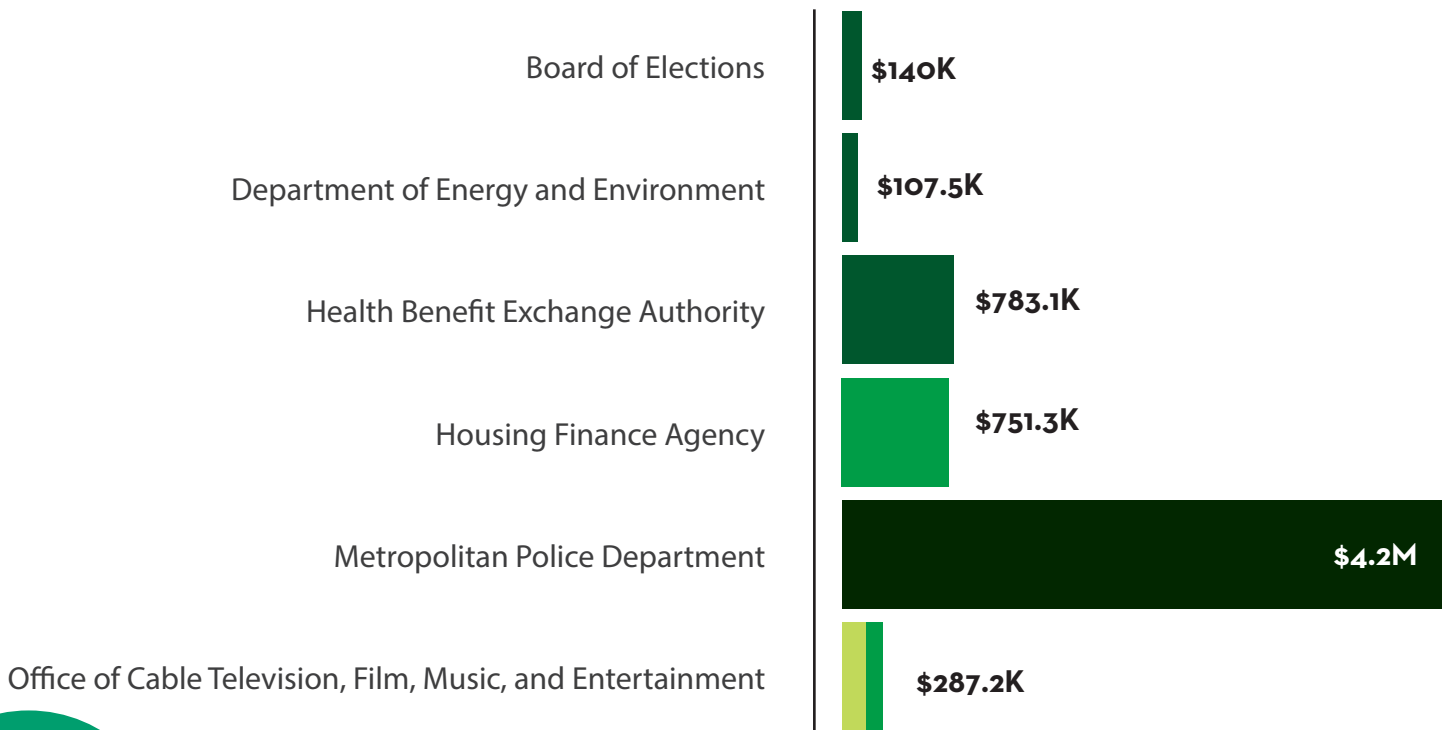


# TOP TEN POTENTIAL OPPORTUNITIES

## COMMUNICATIONS AND MEDIA-RELATED SERVICES

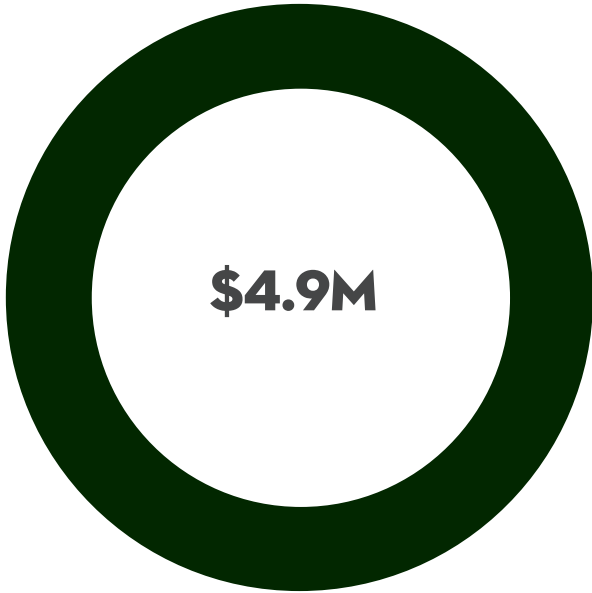


### AGENCIES NEEDING THESE SERVICES



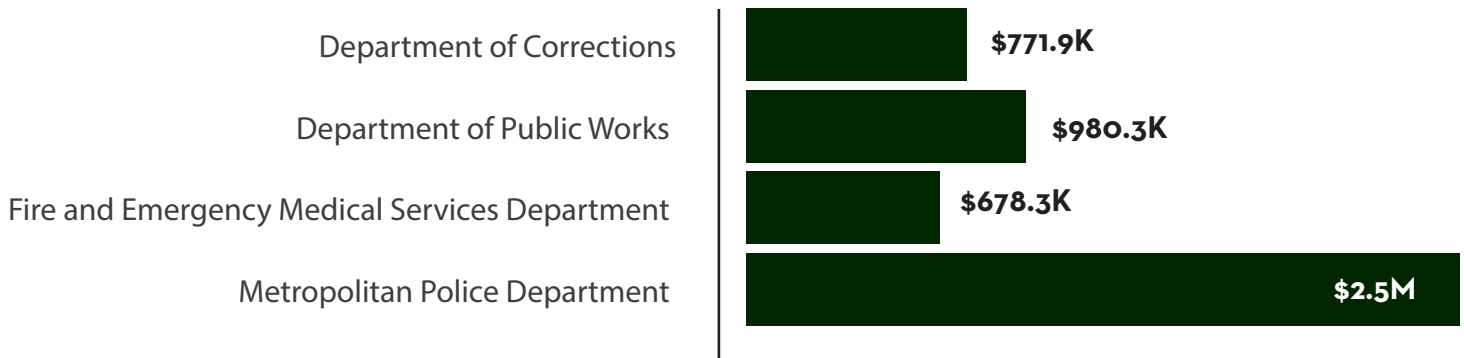
# TOP TEN POTENTIAL OPPORTUNITIES

## APPAREL



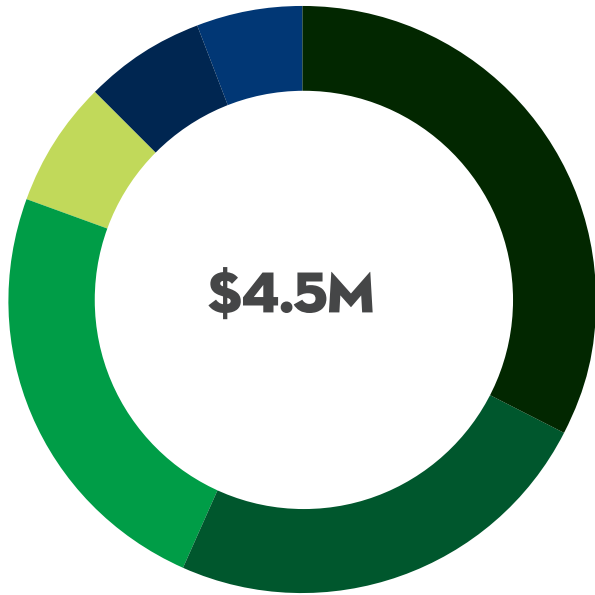
**\$4.9M** ● Clothing, Textiles, Laundry Equipment, and Supplies

### AGENCIES NEEDING THESE SERVICES



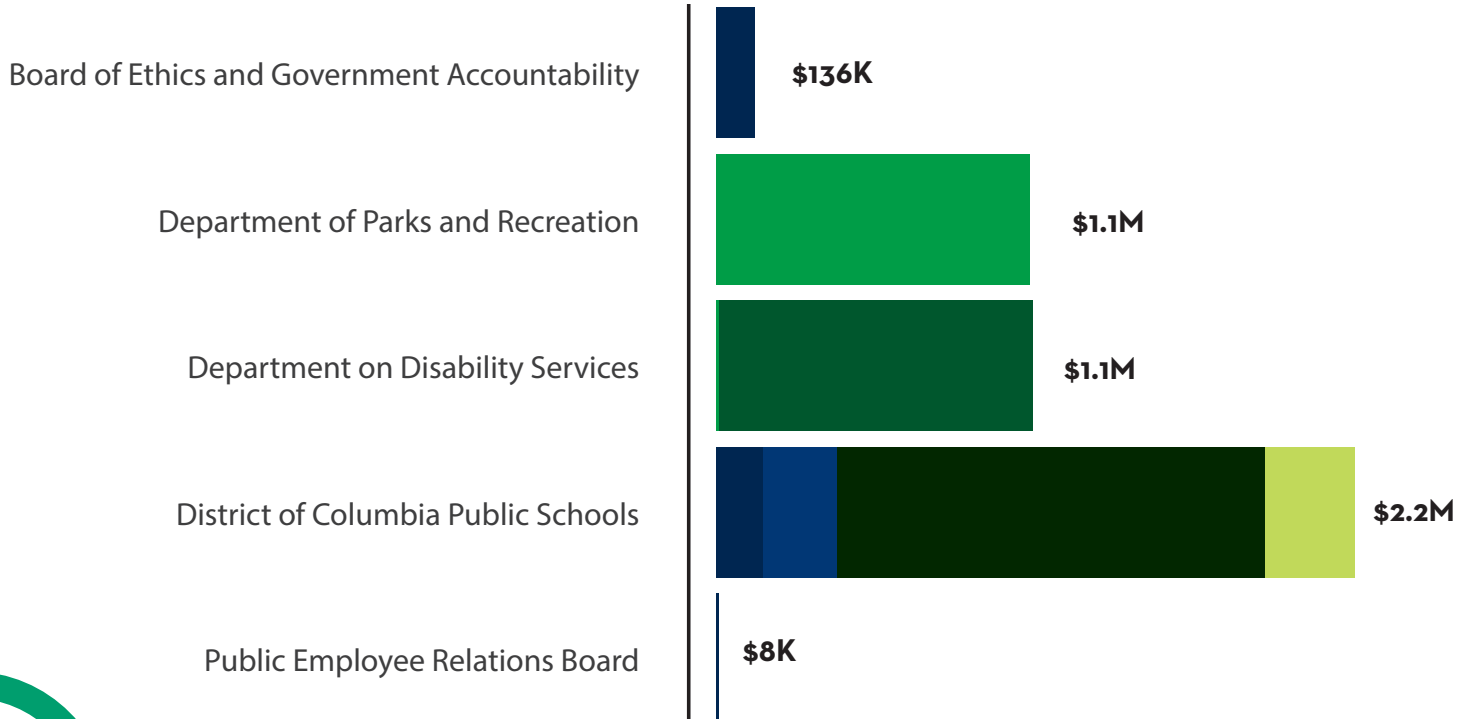
# TOP TEN POTENTIAL OPPORTUNITIES

## EDUCATION SERVICES



- \$1.5M** ● Publications, Audiovisual Materials, Books, Textbooks
- \$1.1M** ● Vocational Training
- \$1.1M** ● Classes, Seminars, Workshops, etc.
- \$312.2K** ● Teaching and Instruction Services
- \$309.7K** ● Educational/Training Services
- \$260.4K** ● Examination and Testing

## AGENCIES NEEDING THESE SERVICES



# CBE TESTIMONIALS



**OPEN**

*Welcome*



### Kenyon Walker Zero Waste Services

My name is Kenyon Walker, CEO of Zero Waste Services based in Ward 7. Zero Waste Services provides eco-friendly solid waste disposal and recycling services to residential, commercial, and industrial customers. We haul and dispose of municipal solid waste (household), commingled recycling, dirt, rubble, stone, and demolition debris. We are the only resident-owned, CBE, licensed solid waste and disposal business in Ward 7.

This past year, the DSBLD team has supported our growth by connecting us with opportunities in the District and beyond. This has been achieved via workshops, networking events, and, most importantly, direct communication with team members for assistance when needed. Moreover, the Greenbook helps to keep us aware of potential contracting and procurement for agencies and industries.

As a community partner, Zero Waste Services is committed to keeping the city streets and alleyways free of garbage and debris with our garbage trucks and industrial equipment. Our partnerships with construction firms and local governments support economic development and job creation initiatives across all Wards. Many of our team members are born and raised in the District of Columbia. More importantly, our projects positively impact lives, communities, and livelihoods in the District. This includes trash collection services for schools, libraries, shelters, and DPW facilities in partnership with DGS.

Big thanks to all of our agency partners who believe so strongly in local businesses like ours! And a huge thank you to Kristi Whitfield for her forward-thinking leadership and the staff of DSLBD for working tirelessly to ensure that fair opportunities exist for District businesses to thrive. We are excited and look forward to future collaborative opportunities with the DSLBD team.

## CBE TESTIMONIALS



**Wade Cassamajor and  
Krystal Talley**  
TCG Property Care Inc.

We have operated TCG Property Care Inc., a commercial landscaping company, for five years, and DSLBD has played a very significant role in our development. Through this agency, we have not only become a Certified Business Enterprise (CBE), but we have received overwhelming support from them as well. We have been awarded several grants from them throughout the years, received invaluable assistance through their Procurement Technical Assistant Program, completed various trainings that they have coordinated, and have formed valuable relationships with individuals we have met through some of their networking functions. Additionally, the CBE designation has been the catalyst for many of the relationships we now have with various general contractors throughout the city. The CBE designation is a serious asset, and it is one of the main reasons for our success here in the District.



**Prashant Salvi**  
Salvi Associates LLC

The CBE program, in particular, has proven to be of invaluable help to Salvi Associates.

As the founding principal of Salvi Associates, I can attest that the CBE designation has proven to be an invaluable help to our firm. DSLBD has offered access to resources that would have otherwise been unavailable for a small business owner and a startup design company. DSLBD has also opened connections to a network of like-minded professionals and business owners committed to building businesses in DC.

During the pandemic, like every other small business in the District, we needed support, and in 2022, DSLBD awarded us the CBE Equity Impact Enterprise Grant.

Mayor Bowser's enforcement of the rules regarding small business participation in all DC government contracts has also contributed to my and other small businesses' success. Because of her efforts to keep dollars local, Salvi Associates were recently awarded a contract to provide design services for the new Ward 8 Senior Wellness Center as Associate Architect with Perkins Eastman DC. We are also actively pursuing additional work in DC as a team to build on that success.

We are also excited to announce that some of the other prime contractors the company works with are now considering our services for work beyond DC's CBE program.

In that sense, the CBE program has played the role of an incubator. Being a CBE offers small businesses the opportunity to showcase their products or services and provide a platform to grow from.



## CBE TESTIMONIALS



### Chadwick B. Charles

Chad O'L Public Relations & Events, LLC

Founded in 2015, Chad O'L Public Relations and Events, LLC had a sole purpose of being the Small-to-Medium Enterprise (SME) solution provider. Understanding that each business has unique strengths, owner Chadwick Charles uses a consultative approach to develop cohesive partnerships that generate functional and creative solutions.

Chad O'L Public Relations and Events, LLC became a CBE (Certified Business Enterprise) in 2018 through DSLBD (Department of Small and Local Business Development) and attended their free ongoing networking events, procurement fairs, and workshops tailored specifically for DC's small and minority businesses to support growth, such as an in-depth guide on how to do business with the DC Government offered by one of their community's agency partners, the Procurement Technical Assistance Center (PTAC). Because of these unique DC Government programs and opportunities, Chad O'L Public Relations and Events, LLC was able to do a significant company rebrand to a full-service marketing firm in 2021, with a specific focus on a comprehensive suite of brand and digital marketing services. Embracing the digital world was a critical growth metric for the company's stability, bringing state-of-the-art solutions using a high-tech team of methodical thinkers, content creators, and innovative technologists who are fully integrated into the latest innovations and technology - digital is our native language. Becoming fully immersed in our government and corporate client's business industry, coupled with leveraging best practices learned from industries across the globe, Chad O'L Public Relations and Events, LLC can understand and capture your agency's vision to accomplish goals.

Since our CBE Certification, we have secured two contracts on the DCSS (DC Supply Schedule), one contract in federal contracting space and doing business in 14 US States and four international countries utilizing the Export-Import Bank of the United States credit insurance policy, and were awarded the first ever CBE Equity Impact Enterprise grant. As part of our five years growth plan, we plan to secure a commercial space in the District that will house our e-commerce fulfillment center, site O'L Lifestyles Brands, creating jobs and hiring locals for open positions.

Over the years it has been such a pleasure building a relationship with Director Kristi Whitfield and the phenomenal hard-working DSLBD team; they are genuinely there to help. In the present-day world, every human being faces difficulties and obstacles. For you to be okay physically, mentally, and even emotionally, it is essential to have a circle comprising people who love and care about you. These people will be there for you in person or even via support quotes when you feel a little overwhelmed in life.



### Vatrice Chestnut Affinity Media Consulting

My name is Vatrice Chestnut, and I am the owner of Affinity Media Consulting [AMC]—a resident-owned, Certified Business Enterprise located in Ward 7. AMC provides communications support in the areas of writing, graphic design, branding, promotional products, and print and digital advertising.

I constantly brag to colleagues in other states about the ongoing support I receive from DSLBD and other District agencies to help sustain and scale my communications firm. I moved my business from Maryland to Washington, D.C., in 2017, so I know firsthand the high level of support small businesses can receive in the District in comparison to other states.

The intentional and strategic events like DC Connect, CBE Industry Rally, Ward 7 & 8 Networking, and the PTAC 2022 Conference and Matchmaker have helped me learn more about how to position my business for success and enlarge my DC business circle to develop meaningful relationships.

Additionally, AMC was an inaugural recipient of the Equity Impact Enterprise grant. The grant helped with several operating costs incurred throughout the year. AMC is a subcontractor with MedStar Family Choice, under a contract with DC Healthcare Finance, to provide graphic design, 508 remediation services, and communications support.

The future is bright! I am confident and hopeful that I will continue to receive support to continue to scale my business because, as a small business, we experience the #fairshot promised by Mayor Bowser.

## CBE TESTIMONIALS



### Ann S. Dixon

Dixon's Pest Control, Inc.

Dixon's Pest Control, Inc., a small, long-time resident and family-owned business in the District of Columbia, is proud to be part of the Certified Business Enterprise Program with the District's Department of Small and Local Business Development. In addition to keeping us abreast and making us aware of business opportunities, our participation in the program enables our background qualification and capabilities to be readily presented and accessible to all of the District of Columbia Contracting Agencies and others in need of professional pest control services.

Also, in addition to having benefitted from the DSLBD's guidance and counseling resources, Dixon's Pest Control is an elated recipient of a CBE Equity Impact Enterprise Grant. Needless to say, the Grant was awarded to us at the most appropriate time, on the heels of COVID-19. And needless to say, it allowed us to bring a good amount of our liabilities current.

We appreciate having an agency that is committed to the success of local small businesses and hope other small businesses, especially newly started businesses, will become participants. The DSLBD's Staff is very courteous and professional and will make every effort to empower and assist others in understanding and taking advantage of opportunities available to them.



### Kea Taylor

Imagine Photography, Inc.

My very first involvement with DSLBD was at a contractor fair at the Convention Center nearly 20 years ago, where I met Alice Patterson, a representative of Clark Construction, at their vendor table. As a newly CBE-certified photographer, my pulse raced as I showed her my portfolio. I don't remember what I said, but I will never forget her judicious silence and then her response— "We have some work that needs to be done, and I think you can do it." That conversation eventually led to our first contract with Clark, taking monthly progress photos for the construction of the United States Department of Transportation Headquarters at the Navy Yard. That contract enabled me to pay enough of my bills to quit my job and focus on photography full-time. Since then, we have blossomed and grown in many ways.

Over the years, our CBE status qualified us to successfully bid on other contracts, including photographing the construction of Nationals' Stadium and Target/DCUSA and becoming a contract photographer for Events DC, which resulted in assignments to shoot multiple Cherry Blossom parades, concerts at RFK Stadium, and two inaugurations—experiences I will never forget. Though not typically mentioned when discussing government contracting, photography is a service used by nearly every agency in the government and its partners. We have captured images and videos for so many great agencies, including DC Public Schools, the Office of the Deputy Mayor for Planning and Economic Development, the Mayor's Office on Asian and Pacific Islander Affairs, Office of the Attorney General. Our images can be seen all over on bus ads, campaign posters, websites, and magazines. We're currently working as contract photographers for DC Public Libraries, Friendship Charter Schools, and Washington DC Economic Partnership — capturing economic development in 50+ city neighborhoods for their annual publications.

Though a CBE license alone has not been the sole key to our success, having our CBE license has been like a passport to all Washington has to offer and has given me opportunities to personally take part in the dynamic growth that has taken place all over DC—the city where I was born and raised. I'm very grateful to DSLBD for that. It gives me immense pride to drive around with my daughter and point at places and say, "we did photos for that, we were a part of that". My mission at this point is to be able to pass that opportunity on to her and other young photographers around the city.

We all deserve to feel pride in and part of this city we call "ours."

## CBE TESTIMONIALS



**Genell Anderson**  
AMAR Group, LLC

AMAR Group, LLC is an architecture, engineering, and inspection company that has been in business since 1991, and I believe sustaining a business takes a village - and great faith. And that's even more true during a pandemic. Like most local enterprises, the pandemic placed extra stress on our business and staff. District programs and grants provided by DSLBD available to certified business enterprises allowed AMAR Group to survive the pandemic. Through an initiative funded by the District of Columbia, AMAR Group received coaching and training from the Coalition for Nonprofit Housing and Economic Development that recently resulted in contracts earned. And this past year, we received and were awarded an Equity Impact Enterprise Grant, which was able to assist in paying bills. And after renting for 24 years, the Commercial Property Acquisition Fund (through the Deputy Mayor for Planning and Economic Development) provided us with down payment assistance to purchase office space. I was able to sign a contract in February, settle in April, then renovate and move into our office in May. So, when I say it takes a village, I mean it. So having a wonderful staff, great family, supportive community, government, and an exceptional God is my village, and I am running with the horses!



**Kamau Donadelle**  
Foundation Entertainment

Foundation Entertainment, LLC (FEAV) has been a Certified Business Entity (CBE) for approximately three years, and I cannot speak highly enough about the opportunities, resources, guidance, and support that I have received in working with the District government. From the beginning, agencies like DSLBD, DCRA, and DCOTR have done a fantastic job in charting a path to help small and local companies successfully do business in DC. Since obtaining my CBE status, I have been able to access an incredible array of resources, such as the Procurement Technical Assistance Center (PTAC) and a wide variety of classes, webinars, workshops, and events that have not only offered ongoing, tailored training, and guidance but also provided opportunities to meet directly with potential DC government clients. Each step of the way, I have been supported by knowledgeable, passionate professionals who have been critical to expanding my company's ability to be an active participant in the procurement and bidding process—all of which led to my first contract win with DPR.

The District's efforts to encourage local and small businesses to do business in the DC government space, in turn, allow us to create opportunities for the community. I have qualified for and received grants that enabled me to maintain and grow FEAV operations and, as a result, have been able to hire within and support our local DC community. FEAV actively recruits teens and young adults from the community for internship and hands-on, on-the-job training opportunities—particularly during the summer when our event support need increases. It is a great feeling to be able to work with the District, in the District, and help young people from the District.

I appreciate the resources and opportunities available to DC CBEs, which have a broad impact and are vital to maintaining a vibrant, thriving local and small business community.



### Robert Pierre

Bald Cypress Media/CBE/EIE

Our team at Bald Cypress Media provides media relations, public relations outreach, strategy, graphic design, and photography services to public and private clients. Being a CBE has allowed us to work with DSLBD, DMPED, Deputy Mayor for Greater Economic Opportunity, and others in the D.C. government.

The recently improved invoicing portal has made getting paid faster and more transparent. As soon as a purchase order or grant is entered into the system, businesses can see how much is available for invoicing and when it has been approved for payment. The ability to see where invoices are and when they are to be paid provides much-needed certainty and stability in a world that most often offers none.

We work primarily with private sector clients, but our work with the DSLBD and other D.C. agencies has been rewarding and helped us to make it through the pandemic. We look forward to working together far into the future.

# GUIDE OVERVIEW



**OPEN**

*Welcome*



# HOW TO USE THIS GUIDE

## GUIDE OVERVIEW

The Green Book – coupled with the online resource [greenbookdc.com](https://greenbookdc.com) – is designed to help Small Business Enterprise (SBE) business owners:



### Understand the Government of District of Columbia's:

- **Goal for spending its Fiscal Year 2023 budget** with SBEs via agencies subject to monitoring (summary page 9; agency detail pages (44 to 132); and
- **Progress on spending its Fiscal Year 2023 budget** with SBEs subject to monitoring (summary page 9).



### Learn How to Use the Data in this Guide and at [greenbookdc.com](https://greenbookdc.com) to:

- Understand the **types of products and services** sought by the D.C. Government;
- Locate **current and pending contract opportunities** for these products and services;
- Consider **whether to expand a business to compete** for contracts that request products/services similar to its current business model; and
- Connect with free, **in-depth contracting assistance** to help small and local businesses build their capacity to compete effectively for D.C. Government contracts.

## WHICH AGENCIES ARE INCLUDED IN THE GUIDE?

There are 90 Monitored Agencies included in this guide.

Monitored Agencies have budgets with expenditures that can be spent with SBEs and will be monitored to determine if they meet their annual SBE Spending Goal. Review the list of these agencies on pages 38 to 40, and their individual agency detail on pages 41 to 130.

Non-monitored Agencies or Funds do not have an expendable budget and are not required to participate in the D.C. Government's SBE goal-setting process.

## WHAT ARE SMALL BUSINESS ENTERPRISES (SBES)?

This guide focuses on Small Business Enterprises (SBEs). SBE is a subcategory of the D.C. Government's Certified Business Enterprise (CBE) program that gives certified businesses a preference when bidding on D.C. Government contracts.

To be certified as an SBE, a business must demonstrate that they are local and receive the Local Business Enterprise (LBE) designation. Then, the business must demonstrate that it is independently owned, operated, and controlled; meets the U.S. Small Business Administration definition of a small business; and has not exceeded DSLBD thresholds for annualized gross receipts over the past three years.

# NAVIGATING GREEN BOOK TERMS

The Summary of Agencies Monitored for FY23 SBE Spending (page 9) and individual agency pages (pages 41 to 130) of this guide contain the following information:

1. FY23 BUDGET Details
2. FY23 SBE Spending Goal & Calculation
3. FY23 Planned Acquisitions Highlights
4. Previous Fiscal Years' SBE Spending

## 1. FY23 BUDGET DETAILS

**Total Budget** is the Fiscal Year 2023 (FY23) Total Appropriated Monitored Budget, which includes operating and capital dollars. FY23 begins October 1, 2022 and ends September 30, 2023. FY23 BUDGET information published in this book is current as of December 1, 2022. For the most current data, please visit [greenbookdc.com](https://greenbookdc.com).

**Personnel & Fixed Costs** are the expenditures for agency staff salaries, utilities, rent, and other fixed costs that cannot be contracted out to SBEs. These costs are not subject to the SBE spending requirement. These are also called **Automatic Exclusions**.

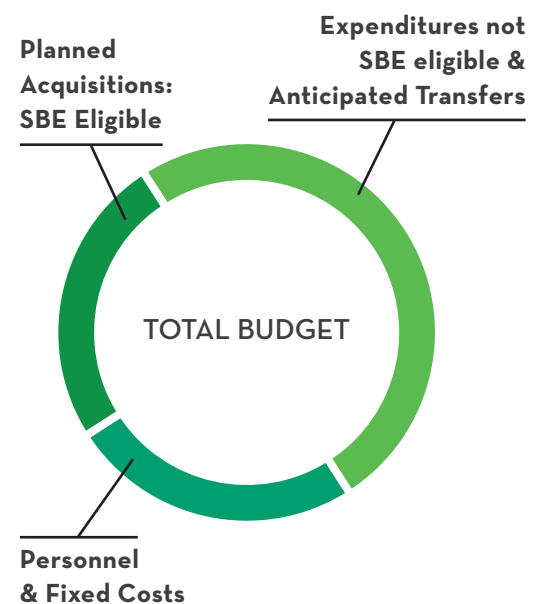
**Expenditures that agencies proposed and DSLBD confirmed are not SBE eligible & Anticipated Transfers.** This amount is also referred to as **Special Exceptions** and comprises the types of expenditures listed below. During FY23, agencies may report that some of these funds are contracts for which SBEs may apply. DSLBD will update the agency's online record at [greenbookdc.com](https://greenbookdc.com).

**a) Anticipated Transfers** are funds that one agency will transfer to another agency for services. For example, the transfer of funds from an agency to the Office of Chief Technology Officer to provide technology upgrades.

**b) Reasons to approve Special Exceptions** are outlined in 27 DCMR 830.6 and approved by the DSLBD Director, which may include:

- No SBEs are available to provide the product/service due to lack of availability, interest and/or business capacity;
- Local or federal law controlling the expenditure of the funds (such as Medicaid services);
- Proprietary products/services that are owned by another entity or require special licensure (such as LexisNexis subscription service); and
- Specialized services that require specific expertise unique to a particular agency (such as biologists to support watershed restoration efforts).

**c) Waivers:** District Government contracts exceeding \$250,000 require a 35 percent subcontracting set-aside with SBEs. Subcontracting requirements may be waived by the Department of Small and Local Business Development (DSLBD) if an agency submits an official waiver request to DSLBD justifying why the requirement cannot be met by SBEs.

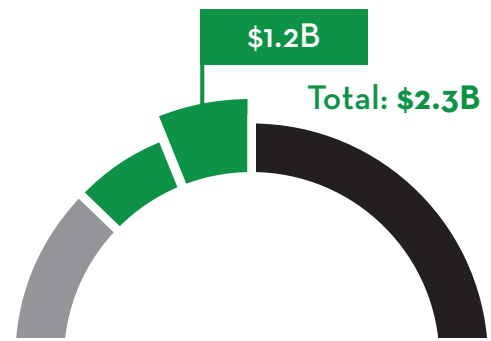


**Planned Acquisitions: SBE Eligible,** also referred to as an agency's **Expendable Budget**, is the amount of the agency budget remaining for purchasing products and services after subtracting the aforementioned Automatic Exclusions and Special Exceptions, and Anticipated Transfers. By law, agencies are required to spend 50 percent of their Expendable Budget with SBEs

Businesses are encouraged to review the detailed records for this budget category at [greenbookdc.com](https://greenbookdc.com) to identify potential areas in which to expand their business and pursue contract opportunities.

## 2. FY23 SBE SPENDING GOAL & CALCULATION

The FY23 SBE Spending Goal is the minimum amount that each D.C. government agency is required to spend with SBEs between October 1, 2022 and September 30, 2023. The goal is set by dividing the Expendable Budget in half (50%). Goals will be adjusted throughout the year based on budget changes and adjustments (ADJUSTED GOAL).



## 3. FY23 SBE SPENDING GOAL & CALCULATION

Annually, agencies report how they plan to spend their procurement dollars on various products and services. They update their forecasted spending plans throughout the year.

This guide highlights some of the Planned Acquisitions by category and includes the associated NIGP/commodity code. These highlighted examples may be of particular interest to SBEs because:

- in the past agencies indicated they could not find SBEs for the product/service; or
- these are products/services that SBEs could provide directly, via subcontracting with primes, teaming with other CBEs and/or building the business' capacity.

**FY23 Planned Acquisitions Highlights** data published in this book is current as of December 1, 2022.. For the most current data, please visit [greenbookdc.com](https://greenbookdc.com).

## 4. PREVIOUS FISCAL YEARS' SBE SPENDING

The SBE Spending is the total amount of funds that an agency spent with SBEs. The amounts for FY18, FY19, FY20, and FY21 are final (audited and verified).

The FY22 Preliminary SBE Spending amounts included herein are based on transactions recorded to the Office of the Chief Financial Officer's System of Accounting Record (SOAR) as of November 2022.. These expenditures are preliminary and unaudited, which are subject to change based on final adjustments and modifications to the District's accounting records in preparation for the District of Columbia 2021 Comprehensive Annual Financial Report (CAFR).

Agencies SBE spending amounts may vary year to year depending on several factors including:

- Priorities specific to a fiscal year;
- Overall budget increases and decreases, such as technology upgrades or other mission-critical procurements that may be funded in one fiscal year but not the next; and
- The source of the funds received may have a restricted use and is not available to SBEs.

**Goals will be adjusted throughout the year based on budget changes and adjustments.**

To view the FY22 Adjusted SBE Spending Goal and Actual SBE Spending based on final, audited data, visit [greenbookdc.com](https://greenbookdc.com) in February 2023 and click Reporting.

## REQUIREMENTS BEHIND THE SBE GOAL SETTING AND SPENDING

To read the full text of the policy and legislation governing the SBE goal setting, agency spending requirements and the CBE program, visit [greenbookdc.com](https://greenbookdc.com) and click Review Agency SBE Requirements.

# WHY DO CERTAIN DSLBD DOCUMENTS REFERENCE CBE SPENDING GOALS?

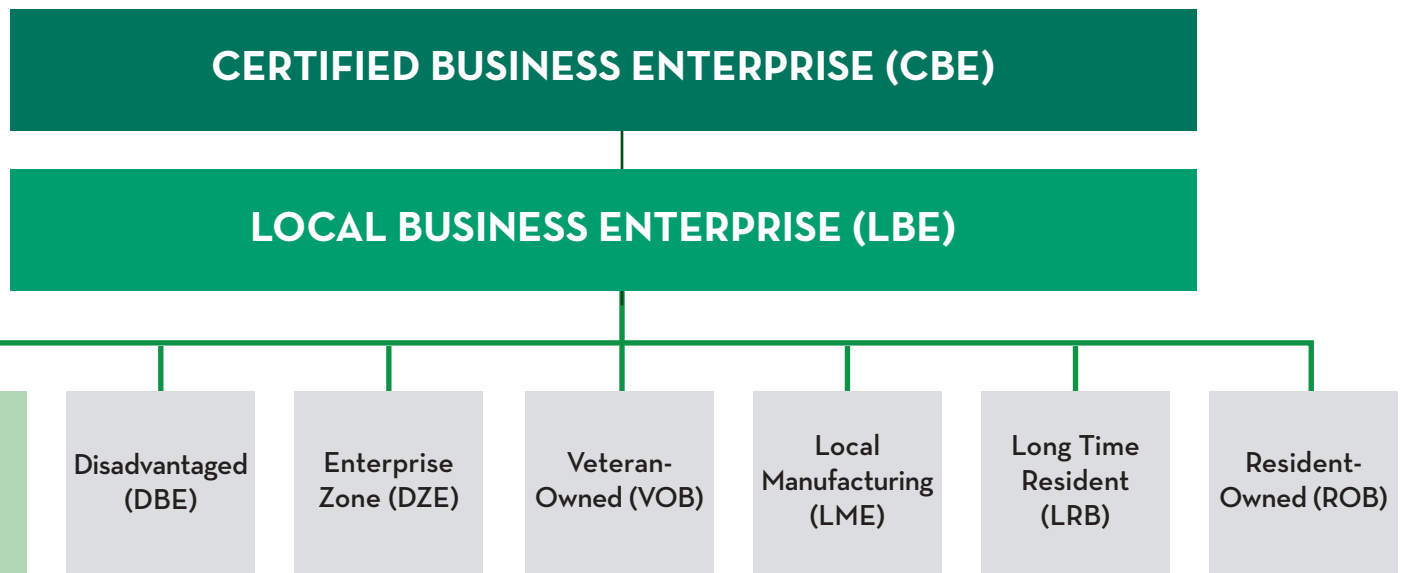
Prior to the 2014 Small and Certified Business Enterprise Development and Assistance Amendment Act, all CBEs received equal preference for District contracts and procurements. The 2014 act added priority to SBEs. Public recognition of the program has continued to follow the term CBE. While DSLBD has implemented the update in the law, rebranding of the spending goal to match the new priority will take time.

## WHAT IS A CBE?

- **Procurement Preference.** CBEs are registered companies with the Department of Small and Local Business Development (DSLBD) and receive preference in District Government contracting and procurement.
- **Certification Categories.** To become certified, a business must meet the requirements of an LBE, a Local Business Enterprise, by demonstrating the business is headquartered in the District and that more than fifty percent of employees, owners, assets or gross receipts reside in the District of Columbia.
- **Subcategory.** CBEs can apply for additional certifications to receive added preference in procurement, including Small, Disadvantaged, Resident-Owned, Longtime Resident, Enterprise Zone, Veteran-Owned, and Local Manufacturing.

## WHAT IS A SBE?

- **Procurement Preference.** SBEs are a CBE subcategory. District agencies monitored by DSLBD are subject to an annual SBE spending goal requirement, and SBEs receive preference within set-aside procurements.
- **Certification Requirements.** To be certified as an SBE, a business must demonstrate that they are: local; independently owned, operated, and controlled; meet the U.S. Small Business Administration definition of a small business; and have not exceeded DSLBD thresholds for annualized gross receipts over the past three years.
- **Agency Requirements.** While agencies have SBE spending requirements, if no SBEs are available to complete work, agencies must spend with CBEs.



# CONTRACTING ASSISTANCE

This guide is part of a larger suite of services that the District offers to connect SBEs to procurement opportunities.

## 1. FINDING CONTRACT OPPORTUNITIES USING GREENBOOKDC.COM

DSLBD is dedicated to maximizing SBE participation by linking existing SBEs to contracting opportunities. The Green Book DC website ([greenbookdc.com](http://greenbookdc.com)) is a comprehensive and robust undertaking by DSLBD to provide CBEs a one-stop shop for all contracting and procurement needs..

## 2. AVAILABLE ASSISTANCE TO HELP SBES COMPETE FOR CONTRACT OPPORTUNITIES

DSLBD's **D.C. Procurement and Technical Assistance (DC PTAC)** program offers free, in-depth contracting assistance to qualified D.C. businesses. Once SBEs meet DC PTAC requirements, they may work with PTAC contracting specialists to expand their business to identify and compete for local and federal contract opportunities.

**Requirements:** Must have a business plan, have a DUNS number, be a registered business with DCLP, and have past performance (government preferred). People often have the misconception that any business can work with PTAC, but they must meet the requirements.

Contact DC PTAC at **202.727.3900** or [dslbd.dc.gov/ptac](http://dslbd.dc.gov/ptac).



### OCP Ombudsman

The Office of Contracting and Procurement (OCP) Ombudsman provides contractors and subcontractors performing work or providing services under a District contract a fair, informal, impartial and confidential voice through which they may communicate their complaints and concerns regarding contracting and procurement. Contact OCP Ombudsman William Peter Teague (Pete) at **202.724.4197** or [William.Teague2@dc.gov](mailto:William.Teague2@dc.gov).

## 3. WORKSHEET

DSLBD created a worksheet (page 36) as a companion tool to help SBEs use this book and [greenbookdc.com](http://greenbookdc.com) to find and prepare for D.C. Government contracts.

## WORKSHEET

A companion tool to help SBEs use this book and [CBEconnect.dc.gov](http://CBEconnect.dc.gov) to find and prepare for DC Government contracts. Download fillable version of this form at [CBEconnect.dc.gov/worksheet](http://CBEconnect.dc.gov/worksheet).

1 PRODUCTS & SERVICES: What products/services does your business sell?	2 NIGP CODES: Look up at <a href="http://ocp.dc.gov/page/nigp-commodity-codes">ocp.dc.gov/page/nigp-commodity-codes</a>
TREE REMOVAL	968-88-00
3 SIMILAR PRODUCTS/SERVICES: What related products/services could my business provide if I expanded my business? Visit <a href="http://ocp.dc.gov/page/nigp-commodity-codes">ocp.dc.gov/page/nigp-commodity-codes</a> . Search using the first 3 digits of the above code(s) that you wrote above in Step 2. Use Step 7 to note ways your business may need to expand.	
GRAFFITI REMOVAL	968-44-31
SNOW REMOVAL	968-72-70

## HOW TO FIND AN AGENCY'S CONTRACT OPPORTUNITIES

Visit [greenbookdc.com](http://greenbookdc.com)

Click **FIND OPPORTUNITIES**



**Current Contacts** open for bid



**Potential Business Expansion Opportunities** to provide products/services for which agencies are seeking waivers



**FY23 Planned Acquisitions**

# CONTRACTING ASSISTANCE

A companion tool to help SBEs use this book. Visit [greenbookdc.com](http://greenbookdc.com) to find and prepare for DC Government contracts. Download a fillable version of this form at [greenbookdc.com/worksheet](http://greenbookdc.com/worksheet).

<b>1 PRODUCTS &amp; SERVICES:</b> What products/services does your business sell?		<b>2 NIGP CODES:</b> Look up at <a href="http://ocp.dc.gov/page/nigp-commodity-codes">ocp.dc.gov/page/nigp-commodity-codes</a>	
TREE REMOVAL		968-88-00	
<b>3 SIMILAR PRODUCTS/SERVICES:</b> What related products/services could my business provide if I expanded my business? Visit <a href="http://ocp.dc.gov/page/nigp-commodity-codes">ocp.dc.gov/page/nigp-commodity-codes</a> . Search using the first 3 digits of the above code(s) that you wrote above in Step 2. Use Step 7 to note ways your business may need to expand.			
GRAFFITI REMOVAL		968-44-31	
SNOW REMOVAL		968-72-70	
<b>4 CURRENT CONTRACTS:</b> Which contracts are out for bid that seek products/services that my business already provides? <a href="http://CBConnect.dc.gov">CBConnect.dc.gov</a> click <i>Find Opportunities</i> then <i>Current Opportunities</i>			
<b>Name of Opportunity</b>	<b>Solicitation #</b>	<b>Closing Date</b>	<b>Contracting Officer</b>
<b>5 WAIVERS:</b> Are agencies requesting not to spend funds with SBEs for products/services that I provide? <a href="http://CBConnect.dc.gov">CBConnect.dc.gov</a> click <i>Find Opportunities</i> then <i>Agency Waivers</i>			
<b>Name of Opportunity</b>	<b>Waiver #</b>	<b>Comments Deadline</b>	<b>Contracting Officer Email</b>
<b>6 PLANNED ACQUISITIONS:</b> Are agencies planning to purchase products/services that I provide? <a href="http://CBConnect.dc.gov">CBConnect.dc.gov</a> click <i>Find Opportunities</i> then <i>Planned Acquisitions</i>			
<b>Project</b>	<b>Agency</b>	<b>NIGP Code</b>	<b>Contracting Officer Email</b>
<b>7 BUSINESS GROWTH STRATEGY:</b> How should I prepare my business to compete for contracts? For example: hire staff, buy equipment, team/subcontract, get certified, research market. Contact the DC Procurement Technical Assistance Center for assistance at 202.727.3900 or <a href="http://dslbd.dc.gov/ptac">dslbd.dc.gov/ptac</a>			

For in-depth contracting assistance, contact DSLBD's DC Procurement Technical Assistance Center (DC PTAC) at **202.727.3900** or [dslbd.dc.gov/ptac](http://dslbd.dc.gov/ptac).

FY 2023

# MONITORED AGENCIES



**OPEN**

*Welcome*

# AGENCIES MONITORED FOR FY23 SBE SPENDING

SBE Spending will be adjusted throughout the year based on budget changes and adjustments. To review the most current agency budget and SBE spending goal, visit [greenbookdc.com](http://greenbookdc.com). This data is current as of November 1, 2022.

Agency Name	Agency Code	FY23 SBE Spending Goal	Page No.
Advisory Neighborhood Commissions	DXØ	\$10,819	41
Alcoholic Beverage Regulation Administration	LQØ	\$174,011	42
Board of Elections	DLØ	\$12,715	43
Board of Ethics and Government Accountability	AGØ	\$75,601	44
Child and Family Services Agency	RLØ	\$2,152,272	45
Contract Appeals Board	AFØ	\$17,541	46
Corrections Information Council	FIØ	\$25,104	47
Criminal Justice Coordinating Council	FJØ	\$819,840	48
DC Commission on the Arts and Humanities	BXØ	\$1,345,037	49
DC Department of Human Resources	BEØ	\$2,227,080	50
DC Office of Risk Management	RKØ	\$14,101	51
DC State Board of Education	GEØ	\$132,184	52
Department of Aging and Community Living	BYØ	\$7,529,639	53
Department of Behavioral Health	RMØ	\$62,322,481	54
Department of Buildings	CUØ	\$10,115,166	55
Department of Corrections	FLØ	\$8,580,760	56
Department of Employment Services	CFØ	\$9,037,083	57
Department of Energy and Environment	KGØ	\$15,175,875	58
Department of Forensic Sciences	FRØ	\$1,805,709	59
Department of For-Hire Vehicles	TCØ	\$6,364,433	60
Department of General Services	AMØ	\$367,542,992	61
Department of Health	HCØ	\$4,647,080	62
Department of Health Care Finance	HTØ	\$64,474,363	63
Department of Housing and Community Development	DBØ	\$2,296,311	64
Department of Human Services	JAØ	\$9,302,096	65
Department of Insurance, Securities, and Banking	SRØ	\$4,287,950	66
Department of Licensing and Consumer Protection	CRØ	\$5,562,766	67
Department of Motor Vehicles	KVØ	\$2,693,203	68
Department of Parks and Recreation	HAØ	\$11,262,313	69
Department of Public Works	KTØ	\$42,559,762	70
Department of Small and Local Business Development	ENØ	\$232,640	71
Department of Youth Rehabilitation Services	JZØ	\$2,009,644	72



# AGENCIES MONITORED FOR FY23 SBE SPENDING CONT.

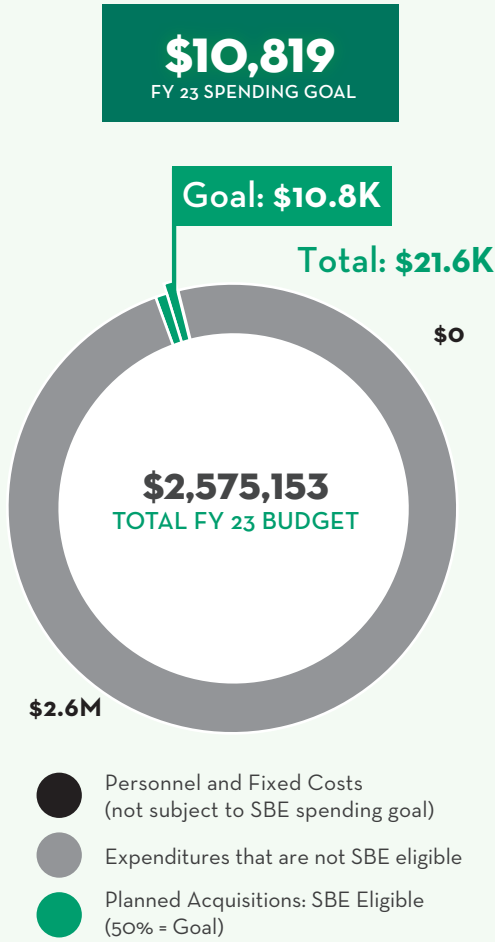
Agency Name	Agency Code	FY23 SBE Spending Goal	Page No.
Department on Disability Services	JMØ	\$5,417,641	73
District Department of Transportation	KAØ	\$153,984,987	74
District of Columbia National Guard	FKØ	\$966,477	75
District of Columbia Public Charter School Board	GBØ	\$6,182,287	76
District of Columbia Public Library	CEØ	\$10,119,927	77
District of Columbia Public Schools	GAØ	\$77,188,407	78
District of Columbia Retirement Board	DYØ	\$5,679,375	79
District of Columbia Sentencing Commission	FZØ	\$261,393	80
Employees' Compensation Fund	BGØ	\$339,513	81
Fire and Emergency Medical Services Department	FBØ	\$1,711,843	82
Health Benefit Exchange Authority	HIØ	\$6,615,670	83
Homeland Security and Emergency Management Agency	BNØ	\$704,639	84
Housing Finance Agency	HFØ	\$1,004,085	85
Mayor's Office on Returning Citizens Affairs	RCØ	\$386,915	86
Mayor's Office of Veterans Affairs	VAØ	\$97,889	87
Mayor's Office on Asian and Pacific Island Affairs	APØ	\$77,945	88
Mayor's Office on Latino Affairs	BZØ	\$29,792	89
Metropolitan Police Department	FAØ	\$17,441,262	90
Not-For-Profit Hospital Corporation Subsidy, United Medical Center	HWØ	\$9,143,000	91
Office of Administrative Hearings	FSØ	\$410,866	92
Office of Cable Television, Film, Music, and Entertainment	CIØ	\$1,594,828	93
Office of Campaign Finance	CJØ	\$161,022	94
Office of Contracting and Procurement	POØ	\$2,039,647	95
Office of Disability Rights	JRØ	\$116,000	96
Office of Employee Appeals	CHØ	\$48,816	97
Office of Finance and Resource Management	ASØ	\$92,642	98
Office of Human Rights	HMØ	\$606,113	99
Office of Labor Relations and Collective Bargaining	AKØ	\$240,750	100
Office of Lottery and Charitable Games	DCØ	\$20,886,511	101
Office of Neighborhood Safety and Engagement	NSØ	\$3,884,743	102
Office of Planning	BDØ	\$1,827,269	103
Office of Police Complaints	FHØ	\$52,087	104
Office of the Attorney General for the District of Columbia	CBØ	\$5,129,704	105
Office of the Chief Financial Officer	ATØ	\$24,874,010	106

## AGENCIES MONITORED FOR FY23 SBE SPENDING CONT.

Agency Name	Agency Code	FY23 SBE Spending Goal	Page No.
Office of the Chief Medical Examiner	FXØ	\$372,490	107
Office of the Chief Technology Officer	TOØ	\$37,115,072	108
Office of the City Administrator	AEØ	\$530,350	109
Office of the Deputy Mayor for Education	GWØ	\$11,807,336	110
Office of the Deputy Mayor for Health and Human Services	HGØ	\$237,100	111
Office of the Deputy Mayor for Operations and Infrastructure	KOØ	\$15,230	112
Office of the Deputy Mayor for Planning and Economic Development	EBØ	\$22,426,254	113
Office of the District of Columbia Auditor	ACØ	\$47,083	114
Office of the Inspector General	ADØ	\$826,241	115
Office of the Mayor	AAØ	\$584,582	116
Office of the People's Counsel	DJØ	\$830,575	117
Office of the Secretary	BAØ	\$153,644	118
Office of the Senior Advisor	AIØ	\$845,020	119
Office of the State Superintendent of Education	GDØ	\$23,139,790	120
Office of the Tenant Advocate	CQØ	\$77,500	121
Office of Unified Communications	UCØ	\$4,960,326	122
Office of Victim Services and Justice Grants	FOØ	\$6,433,693	123
Office of Zoning	BJØ	\$87,736	124
Public Employee Relations Board	CGØ	\$53,185	125
Public Service Commission	DHØ	\$1,170,883	126
Real Property Tax Appeals Commission	DAØ	\$65,070	127
Special Education Transportation	GOØ	\$7,312,728	128
University of the District of Columbia	GFØ	\$36,139,227	129
Washington Convention and Sports Authority	ESØ	\$1,395,985	130

website: [anc.dc.gov](http://anc.dc.gov) | email: [oancs@dc.gov](mailto:oancs@dc.gov) | phone: 202.727.9945 | address: 1350 Pennsylvania Ave. NW, Suite 11, Washington, DC 20004

The mission of the Advisory Neighborhood Commissions (ANC) is to advise the District government on matters of public policy, including decisions regarding planning, streets, recreation, social service programs, health, safety, and sanitation in respective neighborhood areas. This mission, supported by the Office of ANCs in the Agency Management program, includes reviewing and making recommendations on zoning changes, variances, public improvements, licenses, and permits of significance for neighborhood planning and development.



Review SBE goal calculation formula and agency budget details at [greenbookdc.com](http://greenbookdc.com).

### FY23 PLANNED ACQUISITIONS (SELECT HIGHLIGHTS)

This agency's FY23 Planned Acquisitions total approximately \$21,638, which may include potential opportunities for SBEs. Review all FY23 Planned Acquisitions at [greenbookdc.com](http://greenbookdc.com). New planned acquisitions only.

PRODUCT/SERVICE	NIPG CODES
<b>Equipment</b>	
Audio Visual Equipment and Supplies	880-11-00
Copy Machine Maintenance and Repair	939-27-00

### POTENTIAL BUSINESS GROWTH OPPORTUNITIES

These are examples of "Expenditures that are not SBE eligible" (special exceptions depicted in the gray slice of the FY23 chart to the left) where contracts are currently in place or the agencies determined that SBE capacity was not available.

There were no potential growth opportunities where CBEs were deemed not available/qualified as of the date this document was printed. Please visit [greenbookdc.com](http://greenbookdc.com) for more information.

### SPENDING WITH SBES

The Fiscal Year 2022 SBE Expenditures are based on transactions recorded to the Office of the Chief Financial Officer's System of Accounting Record (SOAR) as of November 1, 2022. These expenditures are preliminary and unaudited and are subject to change. To view the final audited amounts and additional details about FY19, FY20, FY21 and FY22 SBE spending, visit [greenbookdc.com](http://greenbookdc.com).

FY19	\$1.4K
FY20	\$0.4K
FY21	\$0
FY22	\$0.7K

For definitions and details about the information on this page, please refer to pages 30-36. Visit the companion web site [greenbookdc.com](http://greenbookdc.com) for the most current data, reports and contracting assistance resources. Dollar figures displayed have been rounded accordingly

website: [abra.dc.gov](http://abra.dc.gov) | email: [abra@dc.gov](mailto:abra@dc.gov) | phone: 202.442.4423 | address: 2000 14th St. NW, Suite 400S, Washington, DC 20009

The mission of the Alcoholic Beverage Regulation Administration (ABRA) is to support the public's health, safety, and welfare through the control and regulation of the sale and distribution of alcoholic beverages.

**\$174,011**

FY 23 SPENDING GOAL

Goal: \$174K

Total: \$348K

\$741K

**\$10,879,724**  
TOTAL FY 23 BUDGET

\$9.8M

- Personnel and Fixed Costs (not subject to SBE spending goal)
- Expenditures that are not SBE eligible
- Planned Acquisitions: SBE Eligible (50% = Goal)

Review SBE goal calculation formula and agency budget details at [greenbookdc.com](http://greenbookdc.com).

### FY23 PLANNED ACQUISITIONS (SELECT HIGHLIGHTS)

This agency's FY23 Planned Acquisitions total approximately \$348,023, which may include potential opportunities for SBEs. Review all FY23 Planned Acquisitions at [greenbookdc.com](http://greenbookdc.com). New planned acquisitions only.

PRODUCT/SERVICE	NIPG CODES	PRODUCT/SERVICE	NIPG CODES
<b>Document Management</b>		<b>Supplies: Office Supplies</b>	
Document Shredding Services	962-27-00	Laminating Presses, Film, Id Pouches, and Supplies	665-42-00
<b>Educational Services</b>		<b>Technology</b>	
Education and Training Consulting	918-38-00	Microcomputers, Handheld, Laptop, and Notebook	204-54-00
Educational Research Services	924-19-00		
<b>Equipment</b>			
Copy Machine Maintenance and Repair	939-27-00		
<b>Human Resources</b>			
Background Checks	961-30-16		
<b>Professional Services</b>			
Transcription Services: Academic, Braille, Legal, Medical, Etc.	961-72-00		

### POTENTIAL BUSINESS GROWTH OPPORTUNITIES

These are examples of "Expenditures that are not SBE eligible" (special exceptions depicted in the gray slice of the FY23 chart to the left) where contracts are currently in place or the agencies determined that SBE capacity was not available.

There were no potential growth opportunities where CBEs were deemed not available/qualified as of the date this document was printed. Please visit [greenbookdc.com](http://greenbookdc.com) for more information.

### SPENDING WITH SBES

The Fiscal Year 2022 SBE Expenditures are based on transactions recorded to the Office of the Chief Financial Officer's System of Accounting Record (SOAR) as of November 1, 2022. These expenditures are preliminary and unaudited and are subject to change. To view the final audited amounts and additional details about FY19, FY20, FY21 and FY22 SBE spending, visit [greenbookdc.com](http://greenbookdc.com).

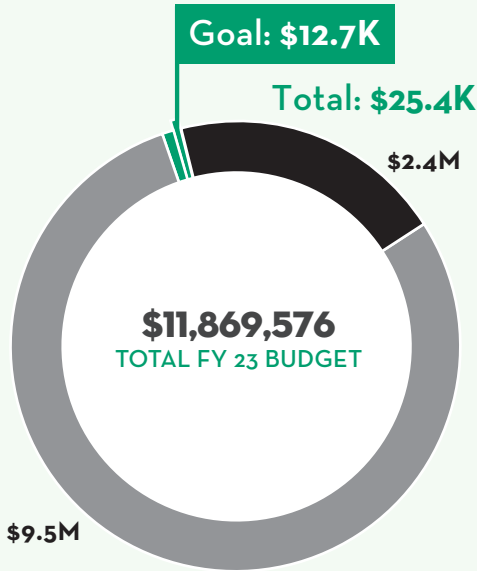
FY19		\$245.2K
FY20		\$133.4K
FY21		\$300.1K
FY22		\$360.8K

For definitions and details about the information on this page, please refer to pages 30-36. Visit the companion web site [greenbookdc.com](http://greenbookdc.com) for the most current data, reports and contracting assistance resources. Dollar figures displayed have been rounded accordingly

website: [dcboe.org](http://dcboe.org) | email: [director@dcboe.org](mailto:director@dcboe.org) | phone: Main: 202.727.2525 & Call Center: 202.741.5283 | address: 1015 Half St. SE, Suite 750, Washington, DC 20003

The mission of the District of Columbia Board of Elections (DCBOE) is the independent agency of the District government responsible for the administration of elections, ballot access, and voter registration. The Board's mission is to enfranchise eligible residents, conduct elections, and assure the integrity of the electoral process.

**\$12,715**  
FY 23 SPENDING GOAL



- Personnel and Fixed Costs (not subject to SBE spending goal)
- Expenditures that are not SBE eligible
- Planned Acquisitions: SBE Eligible (50% = Goal)

Review SBE goal calculation formula and agency budget details at [greenbookdc.com](http://greenbookdc.com).

## FY23 PLANNED ACQUISITIONS (SELECT HIGHLIGHTS)

This agency's FY23 Planned Acquisitions total approximately \$25,429, which may include potential opportunities for SBEs. Review all FY23 Planned Acquisitions at [greenbookdc.com](http://greenbookdc.com). New planned acquisitions only.

PRODUCT/SERVICE	NIPG CODES	PRODUCT/SERVICE	NIPG CODES
<b>Apparel</b>		<b>Supplies: Furniture</b>	
Uniforms, Business and Work (Various), Men and Women	200-85-98	Chairs, Folding, Vinyl, Sturdy 7/8 In. Metal Frame	420-24-20
<b>Equipment</b>		<b>Supplies: Office Supplies</b>	
Printers, Digital, Including Parts and Supplies	204-79-58	Bags: Imprinted, Printed or Screen Printed	037-52-22
Audio Visual Equipment and Supplies	880-11-00	Accessories, Desk	615-33-01
Rental of Portable Toilets	977-73-60	<b>Technology</b>	
<b>Facility Maintenance</b>		Computer Instructional Aids and Training Devices	207-32-00
Janitorial/Custodial Services	910-39-00	Installation of Computers, Peripherals, and Related Equipment	920-31-00
Overhead Door Installation, Maintenance, and Repair	910-55-00	Maintenance, Mainframe Computer Hardware	939-21-52
<b>Professional Services</b>			
Interpreter Services (Foreign Language, Hearing Impaired, Etc.)	961-46-00		

## POTENTIAL BUSINESS GROWTH OPPORTUNITIES

These are examples of "Expenditures that are not SBE eligible" (special exceptions depicted in the gray slice of the FY23 chart to the left) where contracts are currently in place or the agencies determined that SBE capacity was not available.

PRODUCT/SERVICE	TOTAL
Advertising Agency Services	\$140,000
Utility Vehicle Rental or Lease	\$20,000

## SPENDING WITH SBES

The Fiscal Year 2022 SBE Expenditures are based on transactions recorded to the Office of the Chief Financial Officer's System of Accounting Record (SOAR) as of November 1, 2022. These expenditures are preliminary and unaudited and are subject to change. To view the final audited amounts and additional details about FY19, FY20, FY21 and FY22 SBE spending, visit [greenbookdc.com](http://greenbookdc.com).



For definitions and details about the information on this page, please refer to pages 30-36. Visit the companion web site [greenbookdc.com](http://greenbookdc.com) for the most current data, reports and contracting assistance resources. Dollar figures displayed have been rounded accordingly

website: [bega.dc.gov](http://bega.dc.gov) | email: [bega@dc.gov](mailto:bega@dc.gov) | phone: 202.481.3411 | address: 441 4th St. NW, 830 South, Washington, DC 20001

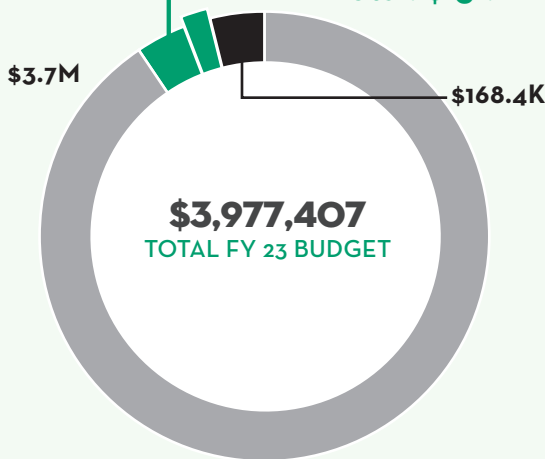
The Board of Ethics and Government Accountability (BEGA) is responsible for overseeing the Office of Government Ethics and the Office of Open Government. The Office of Government Ethics administers and enforces the District of Columbia Code of Conduct. The Office of Open Government is an independent office within the BEGA, which enforces government-wide compliance with the DC Freedom of Information Act and the Open Meetings Act.

**\$75,601**

FY 23 SPENDING GOAL

Goal: \$75.6K

Total: \$151.2K



- Personnel and Fixed Costs (not subject to SBE spending goal)
- Expenditures that are not SBE eligible
- Planned Acquisitions: SBE Eligible (50% = Goal)

Review SBE goal calculation formula and agency budget details at [greenbookdc.com](http://greenbookdc.com).

### FY23 PLANNED ACQUISITIONS (SELECT HIGHLIGHTS)

This agency's FY23 Planned Acquisitions total approximately \$151,201, which may include potential opportunities for SBEs. Review all FY23 Planned Acquisitions at [greenbookdc.com](http://greenbookdc.com). This agency has no new planned acquisitions that have not already been awarded.

### POTENTIAL BUSINESS GROWTH OPPORTUNITIES

These are examples of "Expenditures that are not SBE eligible" (special exceptions depicted in the gray slice of the FY23 chart to the left) where contracts are currently in place or the agencies determined that SBE capacity was not available.

PRODUCT/SERVICE	TOTAL
Educational/Training Services	\$136,000
IT Consulting	\$32,353

### SPENDING WITH SBES

The Fiscal Year 2022 SBE Expenditures are based on transactions recorded to the Office of the Chief Financial Officer's System of Accounting Record (SOAR) as of November 1, 2022. These expenditures are preliminary and unaudited and are subject to change. To view the final audited amounts and additional details about FY19, FY20, FY21 and FY22 SBE spending, visit [greenbookdc.com](http://greenbookdc.com).



For definitions and details about the information on this page, please refer to pages 30-36. Visit the companion web site [greenbookdc.com](http://greenbookdc.com) for the most current data, reports and contracting assistance resources. Dollar figures displayed have been rounded accordingly.

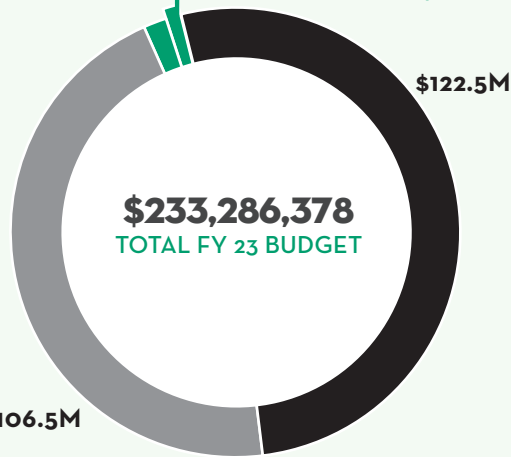
website: [cfsa.dc.gov](http://cfsa.dc.gov) | email: [cfsa@dc.gov](mailto:cfsa@dc.gov) | phone: 202.442.6100 | address: 200 I St. SE, Washington, DC 20003

The mission of the Child and Family Services Agency (CFSA) is to ensure the safety, permanence, and well-being of abused and neglected children in the District of Columbia and to strengthen their families.

**\$2,152,272**  
FY 23 SPENDING GOAL

Goal: \$2.2M

Total: \$4.3M



- Personnel and Fixed Costs (not subject to SBE spending goal)
- Expenditures that are not SBE eligible
- Planned Acquisitions: SBE Eligible (50% = Goal)

Review SBE goal calculation formula and agency budget details at [greenbookdc.com](http://greenbookdc.com).

## FY23 PLANNED ACQUISITIONS (SELECT HIGHLIGHTS)

This agency's FY23 Planned Acquisitions total approximately \$4,304,544, which may include potential opportunities for SBEs. Review all FY23 Planned Acquisitions at [greenbookdc.com](http://greenbookdc.com). New planned acquisitions only.

PRODUCT/SERVICE	NIPG CODES	PRODUCT/SERVICE	NIPG CODES
<b>Educational Services</b>		<b>Legal Services</b>	
Child Care Center Management and Operation Services	958-22-00	Legal Consulting	918-74-00
<b>Health Care Services</b>		<b>Supplies: Office Supplies</b>	
Case Management	948-07-05	Copiers, Color, New	600-38-50
<b>Human Services</b>		<b>Transportation</b>	
Family and Social Services (Including Shopping and Buying Services)	952-43-00	Bus Transportation Services, School	962-16-00
Transitional Living	952-92-00		
Transportation Services For the Elderly, Handicapped, Incapacitated, Prisoners, Juries, Etc.	952-94-00		
Youth Care Services	952-95-00		


## POTENTIAL BUSINESS GROWTH OPPORTUNITIES

These are examples of "Expenditures that are not SBE eligible" (special exceptions depicted in the gray slice of the FY23 chart to the left) where contracts are currently in place or the agencies determined that SBE capacity was not available.

PRODUCT/SERVICE	TOTAL
Foster Care Services	\$30,289,393
Child Abuse: Identification, Treatment, and Prevention	\$11,184,216
Case Management	\$10,391,840
Software Maintenance/Support	\$562,899
Automobile/Passenger Vehicle Maintenance and Repair	\$302,094

## SPENDING WITH SBES

The Fiscal Year 2022 SBE Expenditures are based on transactions recorded to the Office of the Chief Financial Officer's System of Accounting Record (SOAR) as of November 1, 2022. These expenditures are preliminary and unaudited and are subject to change. To view the final audited amounts and additional details about FY19, FY20, FY21 and FY22 SBE spending, visit [greenbookdc.com](http://greenbookdc.com).



For definitions and details about the information on this page, please refer to pages 30-36. Visit the companion web site [greenbookdc.com](http://greenbookdc.com) for the most current data, reports and contracting assistance resources. Dollar figures displayed have been rounded accordingly.

website: [cab.dc.gov](http://cab.dc.gov) | email: [cab@dc.gov](mailto:cab@dc.gov) | phone: 202.727.6597 | address: 441 4th St. NW, Suite 350 North, Washington, DC 20001

The mission of the Contract Appeals Board (CAB) is to provide an impartial, expeditious, inexpensive, and knowledgeable forum for the hearing and resolving of contractual disputes, protests, debarments, and suspensions involving the District and its contracting communities.

**\$17,541**

FY 23 SPENDING GOAL

Goal: \$17.5K

Total: \$35.1K

\$142.6K

**\$1,984,453**

TOTAL FY 23 BUDGET

\$1.8M

- Personnel and Fixed Costs (not subject to SBE spending goal)
- Expenditures that are not SBE eligible
- Planned Acquisitions: SBE Eligible (50% = Goal)

Review SBE goal calculation formula and agency budget details at [greenbookdc.com](http://greenbookdc.com).

### FY23 PLANNED ACQUISITIONS (SELECT HIGHLIGHTS)

This agency's FY23 Planned Acquisitions total approximately \$35,083, which may include potential opportunities for SBEs. Review all FY23 Planned Acquisitions at [greenbookdc.com](http://greenbookdc.com). This agency has no new planned acquisitions that have not already been awarded.

### POTENTIAL BUSINESS GROWTH OPPORTUNITIES

These are examples of "Expenditures that are not SBE eligible" (special exceptions depicted in the gray slice of the FY23 chart to the left) where contracts are currently in place or the agencies determined that SBE capacity was not available.

PRODUCT/SERVICE	TOTAL
Servers, Mini/Mainframe Computer	\$12,041

### SPENDING WITH SBES

The Fiscal Year 2022 SBE Expenditures are based on transactions recorded to the Office of the Chief Financial Officer's System of Accounting Record (SOAR) as of November 1, 2022. These expenditures are preliminary and unaudited and are subject to change. To view the final audited amounts and additional details about FY19, FY20, FY21 and FY22 SBE spending, visit [greenbookdc.com](http://greenbookdc.com).

FY19	<div style="width: 20%; height: 15px; background-color: green;"></div>	\$27.7K
FY20	<div style="width: 70%; height: 15px; background-color: green;"></div>	\$122.6K
FY21	<div style="width: 10%; height: 15px; background-color: green;"></div>	\$13.6K
FY22	<div style="width: 40%; height: 15px; background-color: green;"></div>	\$74.4K

For definitions and details about the information on this page, please refer to pages 30-36. Visit the companion web site [greenbookdc.com](http://greenbookdc.com) for the most current data, reports and contracting assistance resources. Dollar figures displayed have been rounded accordingly



website: [cic.dc.gov](http://cic.dc.gov) | email: [dccic@dc.gov](mailto:dccic@dc.gov) | phone: 202.478.9211 | address: 1400 I St.NW, Suite 400, Washington, DC 20005

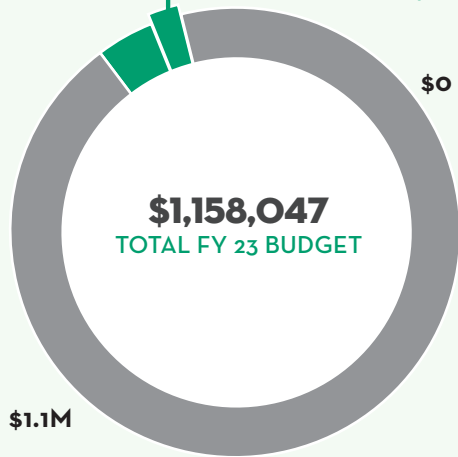
The mission of the Corrections Information Council (CIC) is mandated by the federal and District governments to monitor and inspect the prisons, jails, and halfway houses where District residents convicted of DC code offenses are incarcerated. The facilities to be monitored and inspected include all Federal Bureau of Prisons facilities, Department of Corrections facilities, and contract facilities where District residents are incarcerated. The CIC reports its findings and commendations on conditions of confinement to the Mayor, City Council, the District's Congressional representatives, corrections agency heads, and the community.

**\$25,104**

FY 23 SPENDING GOAL

Goal: \$25.1K

Total: \$50.2K



- Personnel and Fixed Costs (not subject to SBE spending goal)
- Expenditures that are not SBE eligible
- Planned Acquisitions: SBE Eligible (50% = Goal)

Review SBE goal calculation formula and agency budget details at [greenbookdc.com](http://greenbookdc.com).

### FY23 PLANNED ACQUISITIONS (SELECT HIGHLIGHTS)

This agency's FY23 Planned Acquisitions total approximately \$50,209, which may include potential opportunities for SBEs. Review all FY23 Planned Acquisitions at [greenbookdc.com](http://greenbookdc.com). This agency has no new planned acquisitions that have not already been awarded.

### POTENTIAL BUSINESS GROWTH OPPORTUNITIES

These are examples of "Expenditures that are not SBE eligible" (special exceptions depicted in the gray slice of the FY23 chart to the left) where contracts are currently in place or the agencies determined that SBE capacity was not available.

There were no potential growth opportunities where CBEs were deemed not available/qualified as of the date this document was printed. Please visit [greenbookdc.com](http://greenbookdc.com) for more information.

### SPENDING WITH SBES

The Fiscal Year 2022 SBE Expenditures are based on transactions recorded to the Office of the Chief Financial Officer's System of Accounting Record (SOAR) as of November 1, 2022. These expenditures are preliminary and unaudited and are subject to change. To view the final audited amounts and additional details about FY19, FY20, FY21 and FY22 SBE spending, visit [greenbookdc.com](http://greenbookdc.com).



For definitions and details about the information on this page, please refer to pages 30-36. Visit the companion web site [greenbookdc.com](http://greenbookdc.com) for the most current data, reports and contracting assistance resources. Dollar figures displayed have been rounded accordingly

website: [cjcc.dc.gov](http://cjcc.dc.gov) | email: [dccjcc@dc.gov](mailto:dccjcc@dc.gov) | phone: 202.442.9283 | address: 441 4th St. NW, Suite 715 North, Washington, DC 20001

The mission of the Criminal Justice Coordinating Council (CJCC) is to serve as the District of Columbia's forum for District and federal members to identify cross-cutting, local criminal and juvenile justice system issues and achieve coordinated solutions for the criminal and juvenile justice systems. CJCC also facilitates and supports member-identified priorities, strategies, and initiatives that will improve public safety and the related criminal and juvenile justice services for District of Columbia residents, visitors, victims, and justice-involved individuals.

**\$819,840**

FY 23 SPENDING GOAL

Goal: \$819.8K

Total: \$1.6M

\$26.9K

\$3.1M

**\$4,779,656**  
TOTAL FY 23 BUDGET

- Personnel and Fixed Costs (not subject to SBE spending goal)
- Expenditures that are not SBE eligible
- Planned Acquisitions: SBE Eligible (50% = Goal)

Review SBE goal calculation formula and agency budget details at [greenbookdc.com](http://greenbookdc.com).

## FY23 PLANNED ACQUISITIONS (SELECT HIGHLIGHTS)

This agency's FY23 Planned Acquisitions total approximately \$1,639,679, which may include potential opportunities for SBEs. Review all FY23 Planned Acquisitions at [greenbookdc.com](http://greenbookdc.com). New planned acquisitions only.

PRODUCT/SERVICE	NIPG CODES
<b>Professional Services</b>	
Analytical Studies and Surveys (Consulting)	918-12-00
Professional Services	962-58-00
<b>Technology</b>	
Microcomputers, Handheld, Laptop, and Notebook	204-54-00
Consultant Services, Computer Systems/Networking	918-28-10
Computer Hardware Installation Services, Mainframe	920-31-30
Maintenance and Support, Software, Mainframe	920-45-31

## POTENTIAL BUSINESS GROWTH OPPORTUNITIES

These are examples of "Expenditures that are not SBE eligible" (special exceptions depicted in the gray slice of the FY23 chart to the left) where contracts are currently in place or the agencies determined that SBE capacity was not available.

There were no potential growth opportunities where CBEs were deemed not available/qualified as of the date this document was printed. Please visit [greenbookdc.com](http://greenbookdc.com) for more information.

## SPENDING WITH SBES

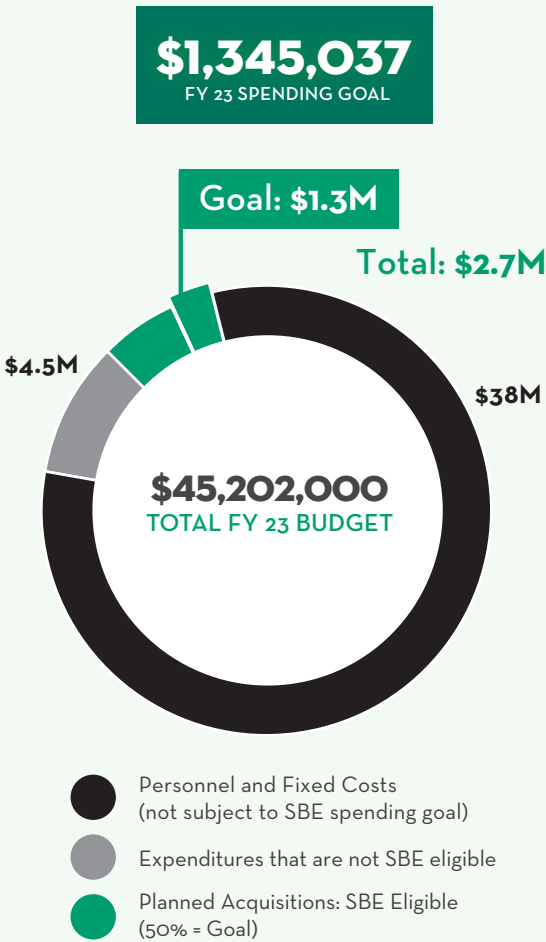
The Fiscal Year 2022 SBE Expenditures are based on transactions recorded to the Office of the Chief Financial Officer's System of Accounting Record (SOAR) as of November 1, 2022. These expenditures are preliminary and unaudited and are subject to change. To view the final audited amounts and additional details about FY19, FY20, FY21 and FY22 SBE spending, visit [greenbookdc.com](http://greenbookdc.com).

FY19	\$1M
FY20	\$745.9K
FY21	\$587.8K
FY22	\$764.5K

For definitions and details about the information on this page, please refer to pages 30-36. Visit the companion web site [greenbookdc.com](http://greenbookdc.com) for the most current data, reports and contracting assistance resources. Dollar figures displayed have been rounded accordingly

website: [dcarts.dc.gov](http://dcarts.dc.gov) | email: [cah@dc.gov](mailto:cah@dc.gov) | phone: 202.724.5613 | address: 200 I St. SE, Suite 1400, Washington, DC 20003

The mission of the Commission on the Arts and Humanities (CAH) is to provide grants, programs, and educational activities that encourage diverse artistic expressions and learning opportunities so that all District of Columbia residents and visitors can experience the District's rich arts and humanities community.



Review SBE goal calculation formula and agency budget details at [greenbookdc.com](http://greenbookdc.com).

## FY23 PLANNED ACQUISITIONS (SELECT HIGHLIGHTS)

This agency's FY23 Planned Acquisitions total approximately \$2,690,074, which may include potential opportunities for SBEs. Review all FY23 Planned Acquisitions at [greenbookdc.com](http://greenbookdc.com). New planned acquisitions only.

PRODUCT/SERVICE	NIPG CODES	PRODUCT/SERVICE	NIPG CODES
<b>Arts and Entertainment</b>		<b>Technology</b>	
Arts Services (Cultural, Design, Visual, Etc.)	962-07-00	Microcomputers, Laptop	204-54-46
<b>Document Management</b>			
Print-On-Demand Printing Services	966-76-00		
<b>Educational Services</b>			
Education and Training Consulting	918-38-00		
Educational/Training Services	924-00-00		
<b>Human Resources</b>			
Organizational Development Consulting	918-83-00		
<b>Professional Services</b>			
Transcription Services: Academic, Braille, Legal, Medical, Etc.	961-72-00		

## POTENTIAL BUSINESS GROWTH OPPORTUNITIES

These are examples of "Expenditures that are not SBE eligible" (special exceptions depicted in the gray slice of the FY23 chart to the left) where contracts are currently in place or the agencies determined that SBE capacity was not available.

There were no potential growth opportunities where CBEs were deemed not available/qualified as of the date this document was printed. Please visit [greenbookdc.com](http://greenbookdc.com) for more information.

## SPENDING WITH SBES

The Fiscal Year 2022 SBE Expenditures are based on transactions recorded to the Office of the Chief Financial Officer's System of Accounting Record (SOAR) as of November 1, 2022. These expenditures are preliminary and unaudited and are subject to change. To view the final audited amounts and additional details about FY19, FY20, FY21 and FY22 SBE spending, visit [greenbookdc.com](http://greenbookdc.com).

FY19	\$842.2K
FY20	\$833.9K
FY21	\$690.2K
FY22	\$826.7K

For definitions and details about the information on this page, please refer to pages 30-36. Visit the companion web site [greenbookdc.com](http://greenbookdc.com) for the most current data, reports and contracting assistance resources. Dollar figures displayed have been rounded accordingly

website: [dchr.dc.gov](http://dchr.dc.gov) | email: [dchr@dc.gov](mailto:dchr@dc.gov) | phone: 202.442.9700 | address: 1015 Half St. SE, 9th Floor, Washington, DC 20003

The mission of the DC Department of Human Resources (DCHR) is to strengthen individual and organizational performance and enable the District government to attract, develop, and retain a highly qualified, diverse workforce.

**\$2,227,080**  
FY 23 SPENDING GOAL

Goal: \$2.2M

Total: \$4.5M

\$108.5K

**\$22,149,562**  
TOTAL FY 23 BUDGET

\$17.6M

- Personnel and Fixed Costs (not subject to SBE spending goal)
- Expenditures that are not SBE eligible
- Planned Acquisitions: SBE Eligible (50% = Goal)

Review SBE goal calculation formula and agency budget details at [greenbookdc.com](http://greenbookdc.com).

### FY23 PLANNED ACQUISITIONS (SELECT HIGHLIGHTS)

This agency's FY23 Planned Acquisitions total approximately \$4,454,161, which may include potential opportunities for SBEs. Review all FY23 Planned Acquisitions at [greenbookdc.com](http://greenbookdc.com). This agency has no new planned acquisitions that have not already been awarded.

### POTENTIAL BUSINESS GROWTH OPPORTUNITIES

These are examples of "Expenditures that are not SBE eligible" (special exceptions depicted in the gray slice of the FY23 chart to the left) where contracts are currently in place or the agencies determined that SBE capacity was not available.

There were no potential growth opportunities where CBEs were deemed not available/qualified as of the date this document was printed. Please visit [greenbookdc.com](http://greenbookdc.com) for more information.

### SPENDING WITH SBES

The Fiscal Year 2022 SBE Expenditures are based on transactions recorded to the Office of the Chief Financial Officer's System of Accounting Record (SOAR) as of November 1, 2022. These expenditures are preliminary and unaudited and are subject to change. To view the final audited amounts and additional details about FY19, FY20, FY21 and FY22 SBE spending, visit [greenbookdc.com](http://greenbookdc.com).

FY19		\$813.4K
FY20		\$367.2K
FY21		\$467.8K
FY22		\$1.6M

For definitions and details about the information on this page, please refer to pages 30-36. Visit the companion web site [greenbookdc.com](http://greenbookdc.com) for the most current data, reports and contracting assistance resources. Dollar figures displayed have been rounded accordingly

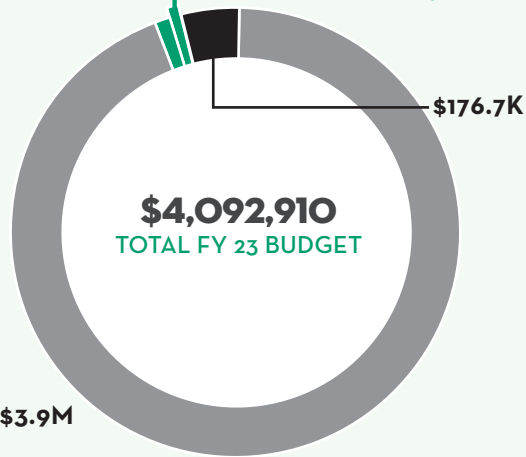
website: [orm.dc.gov](http://orm.dc.gov) | email: [orm@dc.gov](mailto:orm@dc.gov) | phone: 202.727.8600 | address: 441 4th St. NW, Suite 800 South, Washington, DC 20001

The mission of the Office of Risk Management (ORM) is to reduce the probability, occurrence, and cost of risk to the District of Columbia government through the provision of risk identification and insurance analysis by supporting District agencies by efficiently and fairly administering the District's public sector Workers' Compensation, Tort Liability, and Insurance programs.

**\$14,101**  
FY 23 SPENDING GOAL

Goal: \$14.1K

Total: \$28.2K



- Personnel and Fixed Costs (not subject to SBE spending goal)
- Expenditures that are not SBE eligible
- Planned Acquisitions: SBE Eligible (50% = Goal)

Review SBE goal calculation formula and agency budget details at [greenbookdc.com](http://greenbookdc.com).

### FY23 PLANNED ACQUISITIONS (SELECT HIGHLIGHTS)

This agency's FY23 Planned Acquisitions total approximately \$28,203, which may include potential opportunities for SBEs. Review all FY23 Planned Acquisitions at [greenbookdc.com](http://greenbookdc.com). New planned acquisitions only.

PRODUCT/SERVICE	NIPG CODES	PRODUCT/SERVICE	NIPG CODES
<b>Communications</b>		<b>Technology</b>	
Communications and Media Related Services	915-00-00	Microcomputers, Handheld, Laptop, and Notebook	204-54-00
<b>Financial Services</b>			
Claims Processing Services	953-27-00		
<b>Health Care Services</b>			
Administration Services, Health Pharmacy Benefit Management	948-07-00 958-56-50		
<b>Safety and Security Services</b>			
Surveillance Services	990-80-00		
<b>Supplies: Office Supplies</b>			
Organizers, Desk Supply	615-33-45		

### POTENTIAL BUSINESS GROWTH OPPORTUNITIES

These are examples of "Expenditures that are not SBE eligible" (special exceptions depicted in the gray slice of the FY23 chart to the left) where contracts are currently in place or the agencies determined that SBE capacity was not available.

There were no potential growth opportunities where CBEs were deemed not available/qualified as of the date this document was printed. Please visit [greenbookdc.com](http://greenbookdc.com) for more information.

### SPENDING WITH SBES

The Fiscal Year 2022 SBE Expenditures are based on transactions recorded to the Office of the Chief Financial Officer's System of Accounting Record (SOAR) as of November 1, 2022. These expenditures are preliminary and unaudited and are subject to change. To view the final audited amounts and additional details about FY19, FY20, FY21 and FY22 SBE spending, visit [greenbookdc.com](http://greenbookdc.com).

FY19	<div style="width: 100%; height: 15px; background-color: green;"></div>	\$185.9K
FY20	<div style="width: 80%; height: 15px; background-color: green;"></div>	\$120.2K
FY21	<div style="width: 30%; height: 15px; background-color: green;"></div>	\$40.8K
FY22	<div style="width: 40%; height: 15px; background-color: green;"></div>	\$46.3K

For definitions and details about the information on this page, please refer to pages 30-36. Visit the companion web site [greenbookdc.com](http://greenbookdc.com) for the most current data, reports and contracting assistance resources. Dollar figures displayed have been rounded accordingly

website: [sboe.dc.gov](http://sboe.dc.gov) | email: [sboe@dc.gov](mailto:sboe@dc.gov) | phone: 202.741.0888 | address: 441 4th St. NW, Suite 530 South, Washington, DC 20001

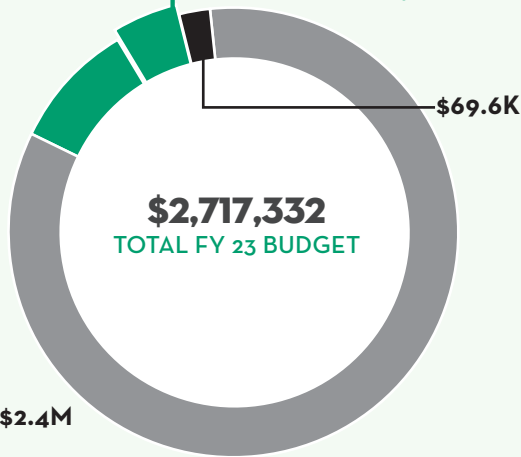
The mission of the District of Columbia State Board of Education (SBOE) is to provide policy leadership, support, advocacy, and oversight of public education to ensure that every student is valued and gains the skills and knowledge necessary to become an informed, competent, and contributing global citizen.

**\$132,184**

FY 23 SPENDING GOAL

Goal: \$132.2K

Total: \$264.4K



- Personnel and Fixed Costs (not subject to SBE spending goal)
- Expenditures that are not SBE eligible
- Planned Acquisitions: SBE Eligible (50% = Goal)

Review SBE goal calculation formula and agency budget details at [greenbookdc.com](http://greenbookdc.com).

### FY23 PLANNED ACQUISITIONS (SELECT HIGHLIGHTS)

This agency's FY23 Planned Acquisitions total approximately \$264,368, which may include potential opportunities for SBEs. Review all FY23 Planned Acquisitions at [greenbookdc.com](http://greenbookdc.com). New planned acquisitions only.

PRODUCT/SERVICE	NIPG CODES	PRODUCT/SERVICE	NIPG CODES
<b>Communications</b>		<b>Supplies: Office Supplies</b>	
Advertising Agency Services	915-01-10	Office Supplies, General	615-60-40
<b>Document Management</b>		<b>Technology</b>	
Graphic Design Services for Printing	965-46-00	Microcomputers, Laptop	204-54-46
Photocopying Services	966-18-54		
<b>Educational Services</b>			
Education and Training Consulting	918-38-00		
Educational/Training Services	924-00-00		
<b>Professional Services</b>			
Analytical Studies and Surveys (Consulting)	918-12-00		
Interpreter Services (Foreign Language, Hearing Impaired, Etc.)	961-46-00		
Translation Services, Multiple Languages	961-75-50		

### POTENTIAL BUSINESS GROWTH OPPORTUNITIES

These are examples of "Expenditures that are not SBE eligible" (special exceptions depicted in the gray slice of the FY23 chart to the left) where contracts are currently in place or the agencies determined that SBE capacity was not available.

There were no potential growth opportunities where CBEs were deemed not available/qualified as of the date this document was printed. Please visit [greenbookdc.com](http://greenbookdc.com) for more information.

### SPENDING WITH SBES

The Fiscal Year 2022 SBE Expenditures are based on transactions recorded to the Office of the Chief Financial Officer's System of Accounting Record (SOAR) as of November 1, 2022. These expenditures are preliminary and unaudited and are subject to change. To view the final audited amounts and additional details about FY19, FY20, FY21 and FY22 SBE spending, visit [greenbookdc.com](http://greenbookdc.com).

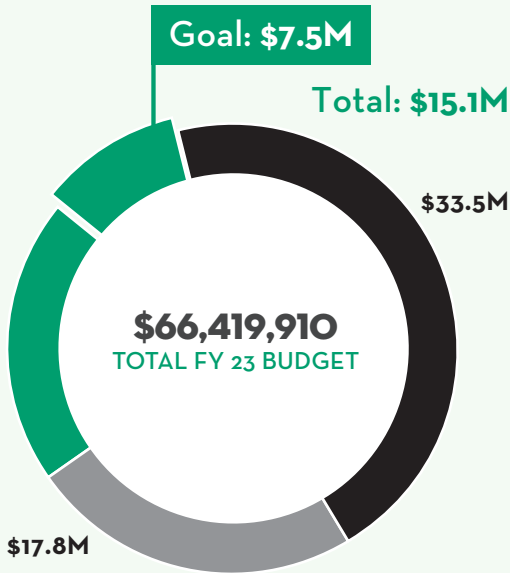
FY19		<b>\$62.8K</b>
FY20		<b>\$59.6K</b>
FY21		<b>\$32.7K</b>
FY22		<b>\$90.3K</b>

For definitions and details about the information on this page, please refer to pages 30-36. Visit the companion web site [greenbookdc.com](http://greenbookdc.com) for the most current data, reports and contracting assistance resources. Dollar figures displayed have been rounded accordingly

website: [dacl.dc.gov](http://dacl.dc.gov) | email: [dacl@dc.gov](mailto:dacl@dc.gov) | phone: 202.724.5626 | address: 500 K St. NE, Washington, DC 20002

The mission of the Department of Aging and Community Living (DACL) is to advocate, plan, implement, and monitor programs in health, education, and social services that promote longevity, independence, dignity, and choice for older District residents (age 60 plus), people with disabilities (age 18 to 59), and their caregivers.

**\$7,529,639**  
FY 23 SPENDING GOAL



- Personnel and Fixed Costs (not subject to SBE spending goal)
- Expenditures that are not SBE eligible
- Planned Acquisitions: SBE Eligible (50% = Goal)

Review SBE goal calculation formula and agency budget details at [greenbookdc.com](http://greenbookdc.com).

### FY23 PLANNED ACQUISITIONS (SELECT HIGHLIGHTS)

This agency's FY23 Planned Acquisitions total approximately \$15,059,278, which may include potential opportunities for SBEs. Review all FY23 Planned Acquisitions at [greenbookdc.com](http://greenbookdc.com). This agency has no new planned acquisitions that have not already been awarded.

### POTENTIAL BUSINESS GROWTH OPPORTUNITIES

These are examples of "Expenditures that are not SBE eligible" (special exceptions depicted in the gray slice of the FY23 chart to the left) where contracts are currently in place or the agencies determined that SBE capacity was not available.

There were no potential growth opportunities where CBEs were deemed not available/qualified as of the date this document was printed. Please visit [greenbookdc.com](http://greenbookdc.com) for more information.

### SPENDING WITH SBES

The Fiscal Year 2022 SBE Expenditures are based on transactions recorded to the Office of the Chief Financial Officer's System of Accounting Record (SOAR) as of November 1, 2022. These expenditures are preliminary and unaudited and are subject to change. To view the final audited amounts and additional details about FY19, FY20, FY21 and FY22 SBE spending, visit [greenbookdc.com](http://greenbookdc.com).

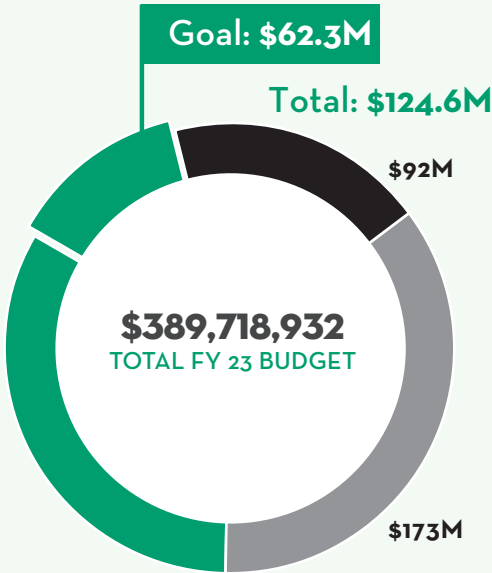


For definitions and details about the information on this page, please refer to pages 30-36. Visit the companion web site [greenbookdc.com](http://greenbookdc.com) for the most current data, reports and contracting assistance resources. Dollar figures displayed have been rounded accordingly

website: [dbh.dc.gov](http://dbh.dc.gov) | email: [dbh@dc.gov](mailto:dbh@dc.gov) | phone: 202.673.2200 | address: 64 New York Ave. NE, 3rd Floor, Washington, DC 20002

The mission of the Department of Behavioral Health (DBH) is to support prevention, treatment, resiliency, and recovery for District residents with mental health and substance use disorders through the delivery of high-quality, integrated services.

**\$62,322,481**  
FY 23 SPENDING GOAL



- Personnel and Fixed Costs (not subject to SBE spending goal)
- Expenditures that are not SBE eligible
- Planned Acquisitions: SBE Eligible (50% = Goal)

Review SBE goal calculation formula and agency budget details at [greenbookdc.com](http://greenbookdc.com).

## FY23 PLANNED ACQUISITIONS (SELECT HIGHLIGHTS)

This agency's FY23 Planned Acquisitions total approximately \$124,644,962, which may include potential opportunities for SBEs. Review all FY23 Planned Acquisitions at [greenbookdc.com](http://greenbookdc.com). New planned acquisitions only.

PRODUCT/SERVICE	NIPG CODES	PRODUCT/SERVICE	NIPG CODES
<b>Apparel</b>		<b>Human Services</b>	
Clothing Maintenance and Repair (Incl. Uniforms)	936-18-00	Human Services	952-00-00
<b>Communications</b>		Mental Health/Management Services	958-67-00
Communications Marketing Services	915-22-00	<b>Professional Services</b>	
<b>Educational Services</b>		Administrative Services, All Kinds	961-02-00
Educational/Training Services	924-00-00	<b>Supplies: Construction/Facility Maintenance</b>	
<b>Facility Maintenance</b>		Janitorial Supplies, General Line	485-00-00
Carpentry Maintenance and Repair Services	910-06-00	<b>Supplies: Office Supplies</b>	
Pest Control Services (Incl. Termite Inspection)	910-59-60	Printer Accessories and Supplies	207-72-00
<b>Health Care Services</b>		<b>Technology</b>	
Health Related Services	948-00-00	Consultant Services, Computer Systems/Networking	918-28-10
<b>Human Resources</b>		<b>Transportation</b>	
Personnel Services, Temporary	962-69-41	Snow Removal Services	968-72-70

## POTENTIAL BUSINESS GROWTH OPPORTUNITIES

These are examples of "Expenditures that are not SBE eligible" (special exceptions depicted in the gray slice of the FY23 chart to the left) where contracts are currently in place or the agencies determined that SBE capacity was not available.

There were no potential growth opportunities where CBEs were deemed not available/qualified as of the date this document was printed. Please visit [greenbookdc.com](http://greenbookdc.com) for more information.

## SPENDING WITH SBES

The Fiscal Year 2022 SBE Expenditures are based on transactions recorded to the Office of the Chief Financial Officer's System of Accounting Record (SOAR) as of November 1, 2022. These expenditures are preliminary and unaudited and are subject to change. To view the final audited amounts and additional details about FY19, FY20, FY21 and FY22 SBE spending, visit [greenbookdc.com](http://greenbookdc.com).

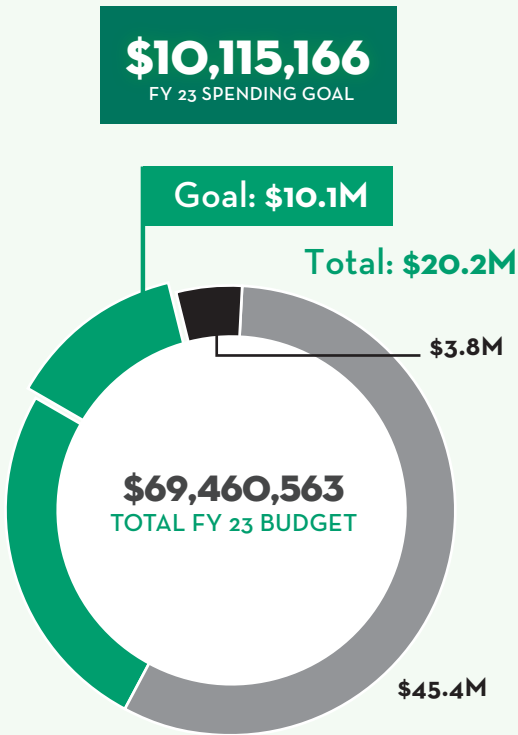
FY19	\$10.5M
FY20	\$14.5M
FY21	\$16.8M
FY22	\$16.9M

For definitions and details about the information on this page, please refer to pages 30-36. Visit the companion web site [greenbookdc.com](http://greenbookdc.com) for the most current data, reports and contracting assistance resources. Dollar figures displayed have been rounded accordingly



website: [dob.dc.gov](http://dob.dc.gov) | email: [dob@dc.gov](mailto:dob@dc.gov) | phone: 202.671.3500 | address: 1100 4th Street, SW, Washington, DC 20024

The mission of the District of Columbia Department of Buildings is to protect the safety of residents, businesses, and visitors and advance the development of the built environment through permitting, inspections, and code enforcement.



- Personnel and Fixed Costs (not subject to SBE spending goal)
- Expenditures that are not SBE eligible
- Planned Acquisitions: SBE Eligible (50% = Goal)

Review SBE goal calculation formula and agency budget details at [greenbookdc.com](http://greenbookdc.com).

### FY23 PLANNED ACQUISITIONS (SELECT HIGHLIGHTS)

This agency's FY23 Planned Acquisitions total approximately \$20,230,332, which may include potential opportunities for SBEs. Review all FY23 Planned Acquisitions at [greenbookdc.com](http://greenbookdc.com). This agency has no new planned acquisitions that have not already been awarded.

### POTENTIAL BUSINESS GROWTH OPPORTUNITIES

These are examples of "Expenditures that are not SBE eligible" (special exceptions depicted in the gray slice of the FY23 chart to the left) where contracts are currently in place or the agencies determined that SBE capacity was not available.

PRODUCT/SERVICE	TOTAL
Employment Agency and Search	
Firm Services	\$1,500,000

### SPENDING WITH SBES

The Fiscal Year 2022 SBE Expenditures are based on transactions recorded to the Office of the Chief Financial Officer's System of Accounting Record (SOAR) as of November 1, 2022. These expenditures are preliminary and unaudited and are subject to change. To view the final audited amounts and additional details about FY19, FY20, FY21 and FY22 SBE spending, visit [greenbookdc.com](http://greenbookdc.com).

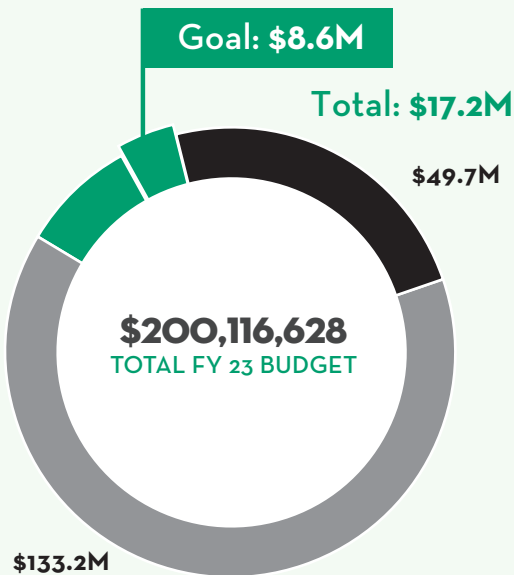
FY19	Does Not Exist
FY20	Does Not Exist
FY21	Does Not Exist
FY22	Does Not Exist

For definitions and details about the information on this page, please refer to pages 30-36. Visit the companion web site [greenbookdc.com](http://greenbookdc.com) for the most current data, reports and contracting assistance resources. Dollar figures displayed have been rounded accordingly

website: [doc.dc.gov](http://doc.dc.gov) | email: [doc@dc.gov](mailto:doc@dc.gov) | phone: 202.698.4932 | address: 2000 14th St. NW, 7th Floor, Washington, DC 20009

The mission of the District of Columbia Department of Corrections (DOC) is to provide a safe, secure, orderly, and humane environment for the confinement of pretrial detainees and sentenced inmates, while affording those in custody meaningful rehabilitative opportunities for successful community reintegration.

**\$8,580,760**  
FY 23 SPENDING GOAL



- Personnel and Fixed Costs (not subject to SBE spending goal)
- Expenditures that are not SBE eligible
- Planned Acquisitions: SBE Eligible (50% = Goal)

Review SBE goal calculation formula and agency budget details at [greenbookdc.com](http://greenbookdc.com).

## FY23 PLANNED ACQUISITIONS (SELECT HIGHLIGHTS)

This agency's FY23 Planned Acquisitions total approximately \$17,161,519, which may include potential opportunities for SBEs. Review all FY23 Planned Acquisitions at [greenbookdc.com](http://greenbookdc.com). New planned acquisitions only.

PRODUCT/SERVICE	NIPG CODES	PRODUCT/SERVICE	NIPG CODES
<b>Apparel</b>		<b>Legal Services</b>	
Laundry and Dry Cleaning Services	954-00-00	Legal Consulting	918-74-00
<b>Construction</b>		<b>Professional Services</b>	
Building Construction Services, New (Incl. Maintenance and Repair Services)	909-00-00	Administrative Support, Consulting Services	918-06-10
<b>Document Management</b>		<b>Safety and Security Services</b>	
Print-On-Demand Printing Services	966-76-00	Security Guard Services, Buildings	990-46-04
<b>Educational Services</b>		<b>Supplies: Construction/Facility Maintenance</b>	
Educational/Training Services	924-00-00	Janitorial Supplies, General Line	485-00-00
<b>Facility Maintenance</b>		<b>Supplies: Office Supplies</b>	
Maintenance and Repair Services, Elevator	910-13-17	Office Supplies, General	615-00-00
Electrical Maintenance and Repair Services	910-82-50	<b>Technology</b>	
<b>Human Resources</b>		Computer Hardware and Peripherals for Microcomputers	
Personnel/Employment Consulting (Human Resources)	918-85-00	204-00-00	
		<b>Transportation</b>	
		Automobiles and Other Passenger Vehicles Rental or Lease	
		975-14-00	

## POTENTIAL BUSINESS GROWTH OPPORTUNITIES

These are examples of "Expenditures that are not SBE eligible" (special exceptions depicted in the gray slice of the FY23 chart to the left) where contracts are currently in place or the agencies determined that SBE capacity was not available.

PRODUCT/SERVICE	TOTAL	PRODUCT/SERVICE	TOTAL
Health Care Management Services	\$33,630,292	Prisoner Clothing	\$771,904
Building Maintenance, Installation and Repair Services	\$5,325,000	Diagnostic Reagents and Tests	\$105,000
Water Bags, Cans, Jugs, and Kegs	\$2,000,000		
Halfway Housing	\$1,006,259		

## SPENDING WITH SBES

The Fiscal Year 2022 SBE Expenditures are based on transactions recorded to the Office of the Chief Financial Officer's System of Accounting Record (SOAR) as of November 1, 2022. These expenditures are preliminary and unaudited and are subject to change. To view the final audited amounts and additional details about FY19, FY20, FY21 and FY22 SBE spending, visit [greenbookdc.com](http://greenbookdc.com).

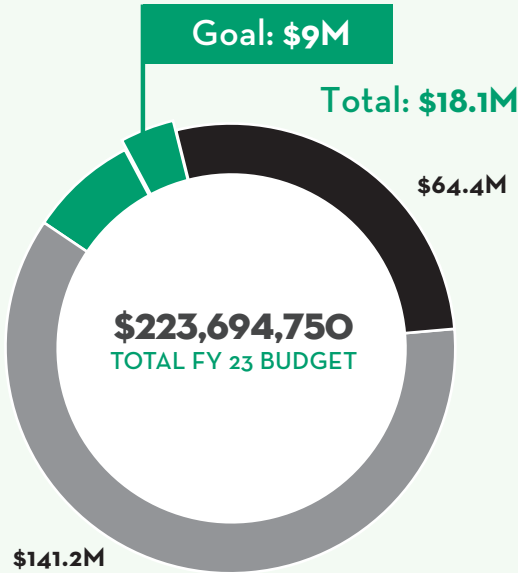


For definitions and details about the information on this page, please refer to pages 30-36. Visit the companion web site [greenbookdc.com](http://greenbookdc.com) for the most current data, reports and contracting assistance resources. Dollar figures displayed have been rounded accordingly.

website: [does.dc.gov](https://does.dc.gov) | email: [does@dc.gov](mailto:does@dc.gov) | phone: 202.724.7000 | address: 4058 Minnesota Ave. NE, Washington, DC 20019

The mission of the Department of Employment Services (DOES) is to connect District residents, job seekers, and employers to opportunities and resources that empower fair, safe, effective working communities.

**\$9,037,083**  
FY 23 SPENDING GOAL



- Personnel and Fixed Costs (not subject to SBE spending goal)
- Expenditures that are not SBE eligible
- Planned Acquisitions: SBE Eligible (50% = Goal)

Review SBE goal calculation formula and agency budget details at [greenbookdc.com](https://greenbookdc.com).

## FY23 PLANNED ACQUISITIONS (SELECT HIGHLIGHTS)

This agency's FY23 Planned Acquisitions total approximately \$18,074,167, which may include potential opportunities for SBEs. Review all FY23 Planned Acquisitions at [greenbookdc.com](https://greenbookdc.com). New planned acquisitions only.

PRODUCT/SERVICE	NIPG CODES	PRODUCT/SERVICE	NIPG CODES
<b>Apparel</b>		<b>Professional Services</b>	
Apparel, Work, (Misc)	200-92-10	Administrative Support, Consulting Services	918-06-10
<b>Communications</b>		<b>Safety and Security Services</b>	
Communications: Public Relations Consulting	918-26-00	Safety Training and Awareness Services	990-77-00
Marketing Consulting	918-76-00	<b>Supplies: Office Supplies</b>	
<b>Educational Services</b>		Boxes, Cardboard Corrugated	640-25-60
Educational/Training Services	924-00-00	Paper, Copier, Multi-Purpose	645-33-37
<b>Event Management</b>		<b>Technology</b>	
Event Planning Services	962-34-00	Data Processing, Computer, Programming, and Software Services	920-00-00
<b>Health Care Services</b>		Support Services, Microcomputer Software	920-45-78
Case Management	948-07-05	<b>Transportation</b>	
<b>Human Services</b>		Passenger Transportation Services	959-56-58
Human Services Consulting	918-67-00		

## POTENTIAL BUSINESS GROWTH OPPORTUNITIES

These are examples of "Expenditures that are not SBE eligible" (special exceptions depicted in the gray slice of the FY23 chart to the left) where contracts are currently in place or the agencies determined that SBE capacity was not available.

PRODUCT/SERVICE	TOTAL
IT Consulting	\$6,396,132
Computer Hardware Consulting	\$699,039

## SPENDING WITH SBES

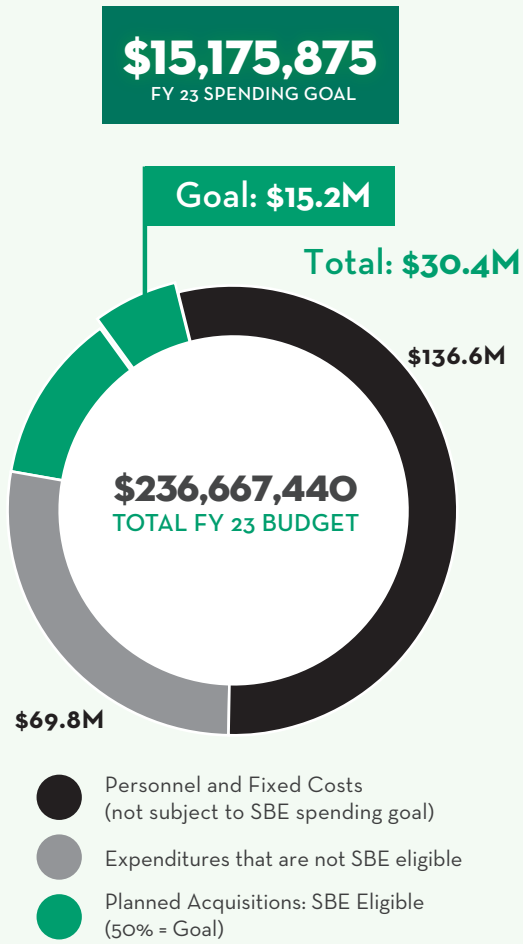
The Fiscal Year 2022 SBE Expenditures are based on transactions recorded to the Office of the Chief Financial Officer's System of Accounting Record (SOAR) as of November 1, 2022. These expenditures are preliminary and unaudited and are subject to change. To view the final audited amounts and additional details about FY19, FY20, FY21 and FY22 SBE spending, visit [greenbookdc.com](https://greenbookdc.com).



For definitions and details about the information on this page, please refer to pages 30-36. Visit the companion web site [greenbookdc.com](https://greenbookdc.com) for the most current data, reports and contracting assistance resources. Dollar figures displayed have been rounded accordingly

website: [doee.dc.gov](http://doee.dc.gov) | email: [doee@dc.gov](mailto:doee@dc.gov) | phone: 202.535.2600 | address: 1200 First St. NE, Washington, DC 20002

The mission of the Department of Energy and Environment (DOEE) is to improve the quality of life for the residents and natural inhabitants of the nation's capital by protecting and restoring the environment, conserving our natural resources, mitigating pollution, increasing access to clean and renewable energy, and educating the public on ways to secure a sustainable future.



Review SBE goal calculation formula and agency budget details at [greenbookdc.com](http://greenbookdc.com).

### FY23 PLANNED ACQUISITIONS (SELECT HIGHLIGHTS)

This agency's FY23 Planned Acquisitions total approximately \$30,351,751, which may include potential opportunities for SBEs. Review all FY23 Planned Acquisitions at [greenbookdc.com](http://greenbookdc.com). New planned acquisitions only.

PRODUCT/SERVICE	NIPG CODES	PRODUCT/SERVICE	NIPG CODES
<b>Communications</b>		<b>Facility Maintenance</b>	
Communications Marketing Services	915-22-00	Building Maintenance, Installation and Repair Services	910-00-00
<b>Construction</b>		Janitorial/Custodial Services	910-39-57
Heating, Ventilating and Air Conditioning (HVAC)	914-50-00	Landscaping	988-52-00
Civil Engineering Services, General	925-17-20	<b>Financial Services</b>	
Construction and Design Services, Modular T-Shape Fishing Pier	959-90-56	Financial Services	946-00-00
<b>Document Management</b>		<b>Legal Services</b>	
Layout and Graphic Design Services	965-30-49	Legal Consulting	918-74-00
<b>Educational Services</b>		<b>Scientific Services</b>	
Educational/Training Services	924-00-00	Environmental Consulting	918-43-15
<b>Event Management</b>		<b>Supplies: Office Supplies</b>	
Event Planning Services	962-34-00	Pens, Ball Point, Recycled	620-94-55
		<b>Technology</b>	
		Consulting Services Related to the Implementation of Software	918-29-30

### POTENTIAL BUSINESS GROWTH OPPORTUNITIES

These are examples of "Expenditures that are not SBE eligible" (special exceptions depicted in the gray slice of the FY23 chart to the left) where contracts are currently in place or the agencies determined that SBE capacity was not available.

PRODUCT/SERVICE	TOTAL	PRODUCT/SERVICE	TOTAL
Energy Conservation Services	\$25,000,000	Aquaculture: Cultivation of Fish and Shellfish	\$71,000
Environmental Consulting	\$1,050,300	Air Quality Monitoring Equipment and Accessories	\$32,500
Environmental Services	\$341,500	Wildlife and Pet Bands, Labels and Tags	\$18,000
Civil Engineering	\$200,000		
Legal Consulting	\$193,000		
Advertising/Public Relations	\$107,500		
Rental of Automobiles/ Passenger Vehicles	\$87,500		

### SPENDING WITH SBES

The Fiscal Year 2022 SBE Expenditures are based on transactions recorded to the Office of the Chief Financial Officer's System of Accounting Record (SOAR) as of November 1, 2022. These expenditures are preliminary and unaudited and are subject to change. To view the final audited amounts and additional details about FY19, FY20, FY21 and FY22 SBE spending, visit [greenbookdc.com](http://greenbookdc.com).

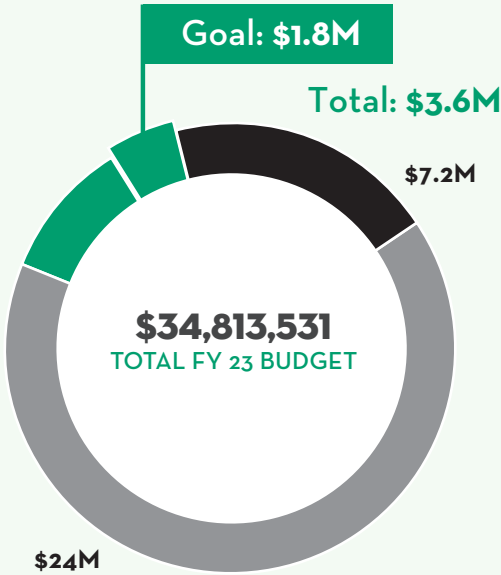


For definitions and details about the information on this page, please refer to pages 30-36. Visit the companion web site [greenbookdc.com](http://greenbookdc.com) for the most current data, reports and contracting assistance resources. Dollar figures displayed have been rounded accordingly

website: [dfs.dc.gov](https://dfs.dc.gov) | email: [contactdfs@dc.gov](mailto:contactdfs@dc.gov) | phone: 202.727.8267 | address: 401 E St. SW, Washington, DC 20024

The mission of the Department of Forensic Sciences (DFS) is to produce high-quality, timely, accurate, and reliable forensic science with the use of the best available technology and practices, unbiased science, and transparency with the overall goal of enhancing public health and safety.

**\$1,805,709**  
FY 23 SPENDING GOAL



- Personnel and Fixed Costs (not subject to SBE spending goal)
- Expenditures that are not SBE eligible
- Planned Acquisitions: SBE Eligible (50% = Goal)

Review SBE goal calculation formula and agency budget details at [greenbookdc.com](https://greenbookdc.com).

### FY23 PLANNED ACQUISITIONS (SELECT HIGHLIGHTS)

This agency's FY23 Planned Acquisitions total approximately \$3,611,418, which may include potential opportunities for SBEs. Review all FY23 Planned Acquisitions at [greenbookdc.com](https://greenbookdc.com). New planned acquisitions only.

PRODUCT/SERVICE	NIPG CODES
<b>Document Management</b>	
Document Shredding Services	962-27-00
<b>Supplies: Office Supplies</b>	
Office Supplies, General	615-60-40

### POTENTIAL BUSINESS GROWTH OPPORTUNITIES

These are examples of "Expenditures that are not SBE eligible" (special exceptions depicted in the gray slice of the FY23 chart to the left) where contracts are currently in place or the agencies determined that SBE capacity was not available.

PRODUCT/SERVICE	TOTAL
Forensic Services	\$2,907,368
Software Maintenance/Support	\$946,104
Quality Assurance/Control	
Consulting	\$350,000
Parking Management Services	\$100,000

### SPENDING WITH SBES

The Fiscal Year 2022 SBE Expenditures are based on transactions recorded to the Office of the Chief Financial Officer's System of Accounting Record (SOAR) as of November 1, 2022. These expenditures are preliminary and unaudited and are subject to change. To view the final audited amounts and additional details about FY19, FY20, FY21 and FY22 SBE spending, visit [greenbookdc.com](https://greenbookdc.com).

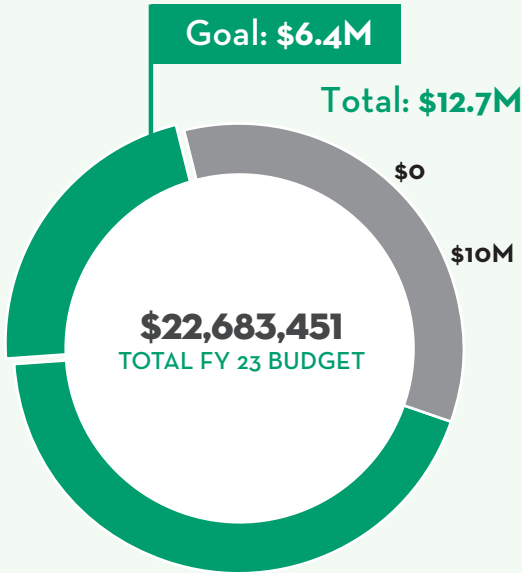


For definitions and details about the information on this page, please refer to pages 30-36. Visit the companion web site [greenbookdc.com](https://greenbookdc.com) for the most current data, reports and contracting assistance resources. Dollar figures displayed have been rounded accordingly.

website: [dfhv.dc.gov](http://dfhv.dc.gov) | email: [dfhv@dc.gov](mailto:dfhv@dc.gov) | phone: 202.645.7300 | address: 2235 Shannon Pl. SE, Suite 3001, Washington, DC 20020

The mission of the Department of For-Hire Vehicles (DFHV) is to protect the public interest by regulating the vehicle-for-hire industry to allow the residents and visitors of the District of Columbia to have safe, affordable, and accessible transportation options.

**\$6,364,433**  
FY 23 SPENDING GOAL



Review SBE goal calculation formula and agency budget details at [greenbookdc.com](http://greenbookdc.com).

## FY23 PLANNED ACQUISITIONS (SELECT HIGHLIGHTS)

This agency's FY23 Planned Acquisitions total approximately \$12,728,866, which may include potential opportunities for SBEs. Review all FY23 Planned Acquisitions at [greenbookdc.com](http://greenbookdc.com). New planned acquisitions only.

PRODUCT/SERVICE	NIPG CODES	PRODUCT/SERVICE	NIPG CODES
<b>Apparel</b>		<b>Legal Services</b>	
Clothing: Athletic, Casual, Dress, Uniform, Weather and Work Related	200-00-00	Professional Court Reporter Services	961-24-58
<b>Communications</b>		<b>Professional Services</b>	
Communications Marketing Services	915-22-00	Administrative Support, Consulting Services	918-06-10
Public Opinion Surveys	961-60-00	Analytical Studies and Surveys (Consulting)	918-12-00
<b>Document Management</b>		<b>Supplies: Office Supplies</b>	
Decal Printing	966-22-00	Office Supplies, General	615-00-00
<b>Educational Services</b>		<b>Technology</b>	
Educational/Training Services	924-00-00	IT Consulting	918-71-00
<b>Human Resources</b>		<b>Transportation</b>	
Personnel Services, Temporary	962-69-41	Transportation Consulting	918-96-90
		Vehicle Cleaning Services	928-93-25
		Bus Transportation Services, School	962-16-00

## POTENTIAL BUSINESS GROWTH OPPORTUNITIES

These are examples of "Expenditures that are not SBE eligible" (special exceptions depicted in the gray slice of the FY23 chart to the left) where contracts are currently in place or the agencies determined that SBE capacity was not available.

There were no potential growth opportunities where CBEs were deemed not available/qualified as of the date this document was printed. Please visit [greenbookdc.com](http://greenbookdc.com) for more information.

## SPENDING WITH SBES

The Fiscal Year 2022 SBE Expenditures are based on transactions recorded to the Office of the Chief Financial Officer's System of Accounting Record (SOAR) as of November 1, 2022. These expenditures are preliminary and unaudited and are subject to change. To view the final audited amounts and additional details about FY19, FY20, FY21 and FY22 SBE spending, visit [greenbookdc.com](http://greenbookdc.com).

FY19		\$7.2M
FY20		\$9.4M
FY21		\$5.1M
FY22		\$7.9M

For definitions and details about the information on this page, please refer to pages 30-36. Visit the companion web site [greenbookdc.com](http://greenbookdc.com) for the most current data, reports and contracting assistance resources. Dollar figures displayed have been rounded accordingly.

website: [dgs.dc.gov](https://dgs.dc.gov) | email: [dgs@dc.gov](mailto:dgs@dc.gov) | phone: 202.727.2800 | address: 2000 14th St. NW, 8th Floor, Washington, DC 20009

The goal of the Department of General Services (DGS) is to ensure the delivery of new or modernized, well-equipped, well-maintained, safe and secure buildings and facilities for the benefit of District residents and employees. Further, the agency's mission is to promote the efficient and effective management of the District's real estate investments and interests through strategic portfolio management, construction, and facilities management. To this end, DGS will incorporate best management practices from both the public and private sectors where useful.

**\$367,542,992**  
FY 23 SPENDING GOAL




Goal: \$367.5M

Total: \$735.1M

\$141.9M

\$363.9M

**\$1,240,844,066**  
TOTAL FY 23 BUDGET

-  Personnel and Fixed Costs (not subject to SBE spending goal)
-  Expenditures that are not SBE eligible
-  Planned Acquisitions: SBE Eligible (50% = Goal)

Review SBE goal calculation formula and agency budget details at [greenbookdc.com](https://greenbookdc.com).

## FY23 PLANNED ACQUISITIONS (SELECT HIGHLIGHTS)

This agency's FY23 Planned Acquisitions total approximately \$735,085,985, which may include potential opportunities for SBEs. Review all FY23 Planned Acquisitions at [greenbookdc.com](https://greenbookdc.com). New planned acquisitions only.

PRODUCT/SERVICE	NIPG CODES	PRODUCT/SERVICE	NIPG CODES
<b>Construction</b>		Services	958-15-00
Architectural Services, Professional	906-00-00	Park Area Construction/Renovation	988-63-00
Design Build Services	906-25-00	<b>Professional Services</b>	
Athletic Facility Construction	909-16-00	Property Management Services	958-78-00
Construction Services, General	912-00-00	<b>Safety and Security Services</b>	
Construction, Swimming Pool	912-33-00	Security Guard Services, Buildings	990-46-04
Heating, Ventilating and Air Conditioning (HVAC)	914-50-00	<b>Technology</b>	
<b>Equipment</b>		IT Consulting	918-71-00
Alarm Equipment Maintenance/Repair (Fire, Etc.)	936-09-00	<b>Transportation</b>	
<b>Facility Maintenance</b>		Snow Removal Services	968-72-70
Building Maintenance, Installation and Repair Services	910-00-00		
Janitorial/Custodial Services	910-39-00		
Building and Facilities Management			

## POTENTIAL BUSINESS GROWTH OPPORTUNITIES

These are examples of "Expenditures that are not SBE eligible" (special exceptions depicted in the gray slice of the FY23 chart to the left) where contracts are currently in place or the agencies determined that SBE capacity was not available.

PRODUCT/SERVICE	TOTAL	PRODUCT/SERVICE	TOTAL
Construction Management Services	\$52,237,770	Maintenance and Repair of Generators	\$1,150,000
Architectural Services, Professional	\$29,488,497	Security, Fire, Safety, and Emergency Services	\$1,134,176
Heating, Ventilating and Air Conditioning	\$22,677,530	Maintenance and Repair of Roofing, Gutters, Etc.	\$817,632
Construction, Swimming Pool	\$22,337,696	Real Estate/Land Consulting	\$500,000
Prisons and Jails, Architectural Design Service	\$4,000,000	Maintenance and Repair, Utility/Underground Projects	\$270,000
Building Maintenance, Installation and Repair Services	\$3,657,886		
Feasibility Studies	\$2,125,000		
Power Systems Switchgears and Related Accessories	\$1,500,000		

## SPENDING WITH SBES

The Fiscal Year 2022 SBE Expenditures are based on transactions recorded to the Office of the Chief Financial Officer's System of Accounting Record (SOAR) as of November 1, 2022. These expenditures are preliminary and unaudited and are subject to change. To view the final audited amounts and additional details about FY19, FY20, FY21 and FY22 SBE spending, visit [greenbookdc.com](https://greenbookdc.com).

FY19		\$313.2M
FY20		\$317.2M
FY21		\$380.4M
FY22		\$368.5M

For definitions and details about the information on this page, please refer to pages 30-36. Visit the companion web site [greenbookdc.com](https://greenbookdc.com) for the most current data, reports and contracting assistance resources. Dollar figures displayed have been rounded accordingly.

website: [dhealth.dc.gov](http://dhealth.dc.gov) | email: [doh@dc.gov](mailto:doh@dc.gov) | phone: 202.442.5955 | address: 899 North Capitol St. NE, Washington, DC 20002

The mission of the District of Columbia Department of Health (DOH) is to promote health, wellness and equity, across the District, and protect the safety of residents, visitors and those doing business in our nation's capital.

**\$4,647,080**  
FY 23 SPENDING GOAL

Goal: \$4.6M

Total: \$9.3M

\$168.2M

**\$284,205,264**  
TOTAL FY 23 BUDGET

\$106.7M

- Personnel and Fixed Costs (not subject to SBE spending goal)
- Expenditures that are not SBE eligible
- Planned Acquisitions: SBE Eligible (50% = Goal)

Review SBE goal calculation formula and agency budget details at [greenbookdc.com](http://greenbookdc.com).

## FY23 PLANNED ACQUISITIONS (SELECT HIGHLIGHTS)

This agency's FY23 Planned Acquisitions total approximately \$9,294,160, which may include potential opportunities for SBEs. Review all FY23 Planned Acquisitions at [greenbookdc.com](http://greenbookdc.com). New planned acquisitions only.

PRODUCT/SERVICE	NIPG CODES	PRODUCT/SERVICE	NIPG CODES
<b>Apparel</b>		Personnel Services, Temporary	962-69-41
Coats, Chef's, Twill, 65% Polyester, 35% Cotton, Dura-Press	200-92-30	<b>Legal Services</b>	
<b>Communications</b>		Legal Consulting	918-74-00
Advertising/Public Relations	915-03-00	<b>Professional Services</b>	
<b>Document Management</b>		Administrative Support, Consulting Services	918-06-10
Records Management Services	958-82-00	Analytical Studies and Surveys (Consulting)	918-12-00
Layout and Graphic Design Services	965-30-49	<b>Supplies: Medical</b>	
<b>Educational Services</b>		Bottles, Baby	475-36-12
Educational/Training Services	924-00-00	<b>Supplies: Office Supplies</b>	
<b>Event Management</b>		Office Supplies, General	615-00-00
Event Planning Services	962-34-00	<b>Technology</b>	
<b>Financial Services</b>		IT Consulting	918-71-00
Financial Services	946-00-00	<b>Transportation</b>	
<b>Health Care Services</b>		Automobiles, School Buses, SUVs, and Vans	071-00-00
Health Care Services	948-48-00		
<b>Human Resources</b>			

## POTENTIAL BUSINESS GROWTH OPPORTUNITIES

These are examples of "Expenditures that are not SBE eligible" (special exceptions depicted in the gray slice of the FY23 chart to the left) where contracts are currently in place or the agencies determined that SBE capacity was not available.

PRODUCT/SERVICE	TOTAL
Health Care Services	\$9,868,919
Pharmaceutical Services	\$656,078

## SPENDING WITH SBES

The Fiscal Year 2022 SBE Expenditures are based on transactions recorded to the Office of the Chief Financial Officer's System of Accounting Record (SOAR) as of November 1, 2022. These expenditures are preliminary and unaudited and are subject to change. To view the final audited amounts and additional details about FY19, FY20, FY21 and FY22 SBE spending, visit [greenbookdc.com](http://greenbookdc.com).

FY19		\$7.8M
FY20		\$8.8M
FY21		\$15.5M
FY22		\$15.2M

For definitions and details about the information on this page, please refer to pages 30-36. Visit the companion web site [greenbookdc.com](http://greenbookdc.com) for the most current data, reports and contracting assistance resources. Dollar figures displayed have been rounded accordingly.



website: [dhcf.dc.gov](http://dhcf.dc.gov) | email: [dhcf@dc.gov](mailto:dhcf@dc.gov) | phone: 202.442.5988 | address: 441 4th St. NW, 900 South, Washington, DC 20001

The mission of the Department of Health Care Finance (DHCF) is to improve health outcomes by providing access to comprehensive, cost-effective, and quality health care services for residents of the District of Columbia.

**\$64,474,363**  
FY 23 SPENDING GOAL

Goal: \$64.5M

Total: \$128.9M

\$52.2M

\$3.6B

**\$3,738,201,743**  
TOTAL FY 23 BUDGET

- Personnel and Fixed Costs (not subject to SBE spending goal)
- Expenditures that are not SBE eligible
- Planned Acquisitions: SBE Eligible (50% = Goal)

Review SBE goal calculation formula and agency budget details at [greenbookdc.com](http://greenbookdc.com).

## FY23 PLANNED ACQUISITIONS (SELECT HIGHLIGHTS)

This agency's FY23 Planned Acquisitions total approximately \$128,948,726, which may include potential opportunities for SBEs. Review all FY23 Planned Acquisitions at [greenbookdc.com](http://greenbookdc.com). New planned acquisitions only.

PRODUCT/SERVICE	NIPG CODES	PRODUCT/SERVICE	NIPG CODES
<b>Communications</b>		<b>Technology</b>	
Communications and Media Related Services	915-00-00	Software, Microcomputer, Geographical Data Sharing	208-82-28
Marketing Consulting	918-76-00	Language Translation Software	209-58-00
<b>Facility Maintenance</b>		IT Consulting	918-71-00
Maintenance and Repair Services, Building	910-52-00	Software Maintenance/Support	920-45-00
<b>Health Care Services</b>			
Medical Services, Physical Examination	948-55-50		
<b>Human Resources</b>			
Personnel Services, Temporary	962-69-00		

## POTENTIAL BUSINESS GROWTH OPPORTUNITIES

These are examples of "Expenditures that are not SBE eligible" (special exceptions depicted in the gray slice of the FY23 chart to the left) where contracts are currently in place or the agencies determined that SBE capacity was not available.

PRODUCT/SERVICE	TOTAL
Health Care Services	\$4,155,082

## SPENDING WITH SBES

The Fiscal Year 2022 SBE Expenditures are based on transactions recorded to the Office of the Chief Financial Officer's System of Accounting Record (SOAR) as of November 1, 2022. These expenditures are preliminary and unaudited and are subject to change. To view the final audited amounts and additional details about FY19, FY20, FY21 and FY22 SBE spending, visit [greenbookdc.com](http://greenbookdc.com).

FY19		\$114.3M
FY20		\$161.6M
FY21		\$182.1M
FY22		\$215.4M

For definitions and details about the information on this page, please refer to pages 30-36. Visit the companion web site [greenbookdc.com](http://greenbookdc.com) for the most current data, reports and contracting assistance resources. Dollar figures displayed have been rounded accordingly

website: [dhcd.dc.gov](http://dhcd.dc.gov) | email: [dhcd@dc.gov](mailto:dhcd@dc.gov) | phone: 202.442.7200 | address: 1800 Martin Luther King Jr Ave. SE, Washington, DC 20020

The mission of the Department of Housing and Community Development (DHCD) is to create and preserve opportunities for affordable housing and economic development, and to revitalize underserved communities in the District of Columbia.

**\$2,296,311**  
FY 23 SPENDING GOAL

Goal: \$2.3M

Total: \$4.6M

**\$99,811,720**  
TOTAL FY 23 BUDGET

\$59.2M

\$36M

- Personnel and Fixed Costs (not subject to SBE spending goal)
- Expenditures that are not SBE eligible
- Planned Acquisitions: SBE Eligible (50% = Goal)

Review SBE goal calculation formula and agency budget details at [greenbookdc.com](http://greenbookdc.com).

## FY23 PLANNED ACQUISITIONS (SELECT HIGHLIGHTS)

This agency's FY23 Planned Acquisitions total approximately \$4,592,621, which may include potential opportunities for SBEs. Review all FY23 Planned Acquisitions at [greenbookdc.com](http://greenbookdc.com). New planned acquisitions only.

PRODUCT/SERVICE	NIPG CODES
<b>Communications</b>	
Communications and Media Related Services	915-00-00
Communications Marketing Services	915-22-00
<b>Educational Services</b>	
Vocational Training, All Types (Including Vocational Rehabilitation and Technical Education)	924-86-00
<b>Financial Services</b>	
Auditing	946-20-00
<b>Supplies: Office Supplies</b>	
Office Supplies, General	615-00-00

## POTENTIAL BUSINESS GROWTH OPPORTUNITIES

These are examples of "Expenditures that are not SBE eligible" (special exceptions depicted in the gray slice of the FY23 chart to the left) where contracts are currently in place or the agencies determined that SBE capacity was not available.

There were no potential growth opportunities where CBEs were deemed not available/qualified as of the date this document was printed. Please visit [greenbookdc.com](http://greenbookdc.com) for more information.

## SPENDING WITH SBES

The Fiscal Year 2022 SBE Expenditures are based on transactions recorded to the Office of the Chief Financial Officer's System of Accounting Record (SOAR) as of November 1, 2022. These expenditures are preliminary and unaudited and are subject to change. To view the final audited amounts and additional details about FY19, FY20, FY21 and FY22 SBE spending, visit [greenbookdc.com](http://greenbookdc.com).

FY19		\$2M
FY20		\$1.7M
FY21		\$5.4M
FY22		\$2.2M

For definitions and details about the information on this page, please refer to pages 30-36. Visit the companion web site [greenbookdc.com](http://greenbookdc.com) for the most current data, reports and contracting assistance resources. Dollar figures displayed have been rounded accordingly

website: [dhs.dc.gov](https://dhs.dc.gov) | email: [dhs@dc.gov](mailto:dhs@dc.gov) | phone: 202.671.4200 | address: 64 New York Ave. NE, 6th Floor, Washington, DC 20002

The mission of the District of Columbia Department of Human Services (DHS) is to empower every District resident to reach their full potential by providing meaningful connections to work opportunities, economic assistance, and supportive services.

**\$9,302,096**  
FY 23 SPENDING GOAL

Goal: \$9.3M

Total: \$18.6M

**\$865,110,006**  
TOTAL FY 23 BUDGET

\$301M

\$545.5M

- Personnel and Fixed Costs (not subject to SBE spending goal)
- Expenditures that are not SBE eligible
- Planned Acquisitions: SBE Eligible (50% = Goal)

Review SBE goal calculation formula and agency budget details at [greenbookdc.com](https://greenbookdc.com).

## FY23 PLANNED ACQUISITIONS (SELECT HIGHLIGHTS)

This agency's FY23 Planned Acquisitions total approximately \$18,604,193, which may include potential opportunities for SBEs. Review all FY23 Planned Acquisitions at [greenbookdc.com](https://greenbookdc.com). New planned acquisitions only.

PRODUCT/SERVICE	NIPG CODES	PRODUCT/SERVICE	NIPG CODES
<b>Educational Services</b>		<b>Supplies: Furniture</b>	
Education and Training Consulting	918-38-00	Recycled Office Furniture	425-64-00
<b>Human Resources</b>		<b>Technology</b>	
Personnel/Employment Consulting (Human Resources)	918-85-00	Computer System (CPU, Monitor, and Keyboard)	204-53-27
<b>Human Services</b>		<b>Technology</b>	
Case Management	952-15-00	Microcomputers, Laptop	204-54-46
Homelessness Prevention Services	952-55-00		
<b>Professional Services</b>			
Administrative Support, Consulting Services	918-06-10		
Administrative Services, All Kinds	961-02-00		
Translation Services, Multiple Languages	961-75-50		

## POTENTIAL BUSINESS GROWTH OPPORTUNITIES

These are examples of "Expenditures that are not SBE eligible" (special exceptions depicted in the gray slice of the FY23 chart to the left) where contracts are currently in place or the agencies determined that SBE capacity was not available.

PRODUCT/SERVICE	TOTAL
Human Services	\$105,771,038
Human Services Consulting	\$45,969,767

## SPENDING WITH SBES

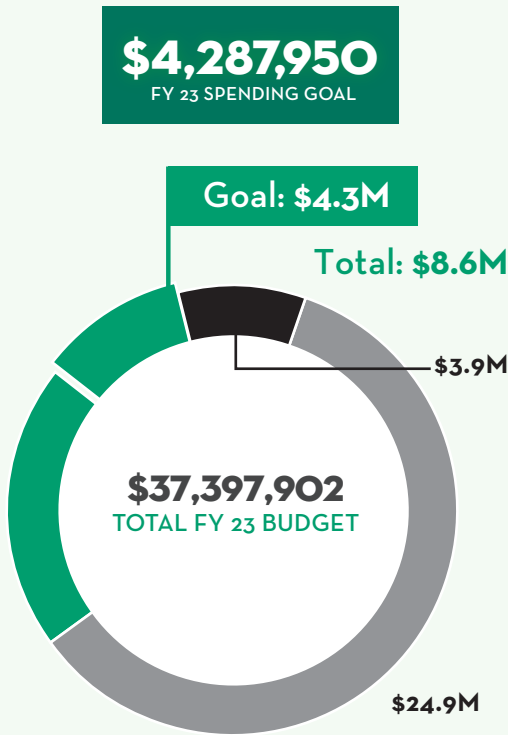
The Fiscal Year 2022 SBE Expenditures are based on transactions recorded to the Office of the Chief Financial Officer's System of Accounting Record (SOAR) as of November 1, 2022. These expenditures are preliminary and unaudited and are subject to change. To view the final audited amounts and additional details about FY19, FY20, FY21 and FY22 SBE spending, visit [greenbookdc.com](https://greenbookdc.com).

FY19		\$10.7M
FY20		\$7.6M
FY21		\$8.7M
FY22		\$23.6M

For definitions and details about the information on this page, please refer to pages 30-36. Visit the companion web site [greenbookdc.com](https://greenbookdc.com) for the most current data, reports and contracting assistance resources. Dollar figures displayed have been rounded accordingly

website: [disb.dc.gov](http://disb.dc.gov) | email: [disb@dc.gov](mailto:disb@dc.gov) | phone: 202.727.8000 | address: 1050 First St. NE, Suite 801, Washington, DC 20002

The mission of the Department of Insurance, Securities, and Banking (DISB) is three-fold: (1) cultivate a regulatory environment that protects consumers and attracts and retains financial services firms to the District; (2) empower and educate residents on financial matters; and (3) support the development and expansion of small businesses by providing financing and other services.



- Personnel and Fixed Costs (not subject to SBE spending goal)
- Expenditures that are not SBE eligible
- Planned Acquisitions: SBE Eligible (50% = Goal)

Review SBE goal calculation formula and agency budget details at [greenbookdc.com](http://greenbookdc.com).

## FY23 PLANNED ACQUISITIONS (SELECT HIGHLIGHTS)

This agency's FY23 Planned Acquisitions total approximately \$8,575,901, which may include potential opportunities for SBEs. Review all FY23 Planned Acquisitions at [greenbookdc.com](http://greenbookdc.com). New planned acquisitions only.

PRODUCT/SERVICE	NIPG CODES	PRODUCT/SERVICE	NIPG CODES
<b>Communications</b>		<b>Professional Services</b>	
Communications and Media Related Services	915-00-00	Transcription Services, Medical, Professional	961-72-52
Advertising, Outdoor Billboard, Etc.	915-04-00	<b>Supplies: Office Supplies</b>	
Photography (Not Including Aerial Photography)	915-72-00	Miscellaneous Promotional Items, Imprinted	037-52-56
Public Information Services (Incl. Press Releases)	915-73-00	Office Supplies, General	615-00-00
<b>Construction</b>		<b>Technology</b>	
Housing Consulting	918-63-25	IT Consulting	918-71-00
<b>Educational Services</b>		Data Processing, Computer, Programming, and Software Services	920-00-00
Instructor-Led, Classroom Training (Non-Technical)	924-41-00	Software Maintenance/Support	920-45-00

## POTENTIAL BUSINESS GROWTH OPPORTUNITIES

These are examples of "Expenditures that are not SBE eligible" (special exceptions depicted in the gray slice of the FY23 chart to the left) where contracts are currently in place or the agencies determined that SBE capacity was not available.

There were no potential growth opportunities where CBEs were deemed not available/qualified as of the date this document was printed. Please visit [greenbookdc.com](http://greenbookdc.com) for more information.

## SPENDING WITH SBES

The Fiscal Year 2022 SBE Expenditures are based on transactions recorded to the Office of the Chief Financial Officer's System of Accounting Record (SOAR) as of November 1, 2022. These expenditures are preliminary and unaudited and are subject to change. To view the final audited amounts and additional details about FY19, FY20, FY21 and FY22 SBE spending, visit [greenbookdc.com](http://greenbookdc.com).

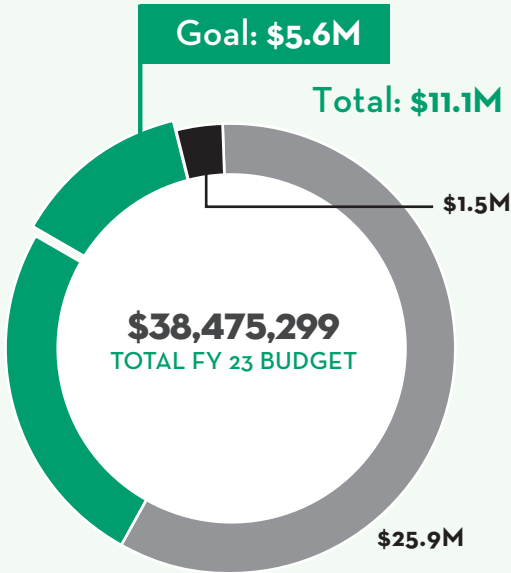
FY19	<div style="width: 100%; height: 15px; background-color: green;"></div>	\$565.5K
FY20	<div style="width: 20%; height: 15px; background-color: green;"></div>	\$264.1K
FY21	<div style="width: 60%; height: 15px; background-color: green;"></div>	\$859.9K
FY22	<div style="width: 100%; height: 15px; background-color: green;"></div>	\$1.9M

For definitions and details about the information on this page, please refer to pages 30-36. Visit the companion web site [greenbookdc.com](http://greenbookdc.com) for the most current data, reports and contracting assistance resources. Dollar figures displayed have been rounded accordingly.

website: [dlcp.dc.gov](http://dlcp.dc.gov) | email: [dlcp@dc.gov](mailto:dlcp@dc.gov) | phone: 202.671.4500 | address: 1100 4th Street, SW, Washington, DC 20024

The Department of Licensing and Consumer Protection (DLCP) protects the health, safety, economic interests, and quality of life of residents, businesses, and visitors in the District of Columbia by licensing and regulating businesses and investigating and enforcing the Consumer Protection Procedures Act.

**\$5,562,766**  
FY 23 SPENDING GOAL



- Personnel and Fixed Costs (not subject to SBE spending goal)
- Expenditures that are not SBE eligible
- Planned Acquisitions: SBE Eligible (50% = Goal)

Review SBE goal calculation formula and agency budget details at [greenbookdc.com](http://greenbookdc.com).

### FY23 PLANNED ACQUISITIONS (SELECT HIGHLIGHTS)

This agency's FY23 Planned Acquisitions total approximately \$11,125,532, which may include potential opportunities for SBEs. Review all FY23 Planned Acquisitions at [greenbookdc.com](http://greenbookdc.com). New planned acquisitions only.

PRODUCT/SERVICE	NIPG CODES	PRODUCT/SERVICE	NIPG CODES
<b>Apparel</b>		<b>Professional Services</b>	
Uniforms, Business and Work (Various), Men and Women	200-85-98	Analytical Studies and Surveys (Consulting)	918-12-00
<b>Document Management</b>		Management Consulting Services	918-75-50
Shredding Services, Computer Components and Peripherals	920-50-00	<b>Supplies: Office Supplies</b>	
Document Shredding Services	962-27-00	Miscellaneous Promotional Items, Imprinted	037-52-56
<b>Equipment</b>		Folders, Hanging File	615-43-13
Copy Machine Maintenance and Repair	939-27-00	Office Supplies, General	615-60-40
<b>Facility Maintenance</b>		<b>Technology</b>	
Garbage/Trash Removal, Disposal and/or Treatment	910-27-00	Maintenance and Support, Software, Mainframe	920-45-31

### POTENTIAL BUSINESS GROWTH OPPORTUNITIES

These are examples of "Expenditures that are not SBE eligible" (special exceptions depicted in the gray slice of the FY23 chart to the left) where contracts are currently in place or the agencies determined that SBE capacity was not available.

PRODUCT/SERVICE	TOTAL
Database Software	\$463,250
IT Consulting	\$120,000

### SPENDING WITH SBES

The Fiscal Year 2022 SBE Expenditures are based on transactions recorded to the Office of the Chief Financial Officer's System of Accounting Record (SOAR) as of November 1, 2022. These expenditures are preliminary and unaudited and are subject to change. To view the final audited amounts and additional details about FY19, FY20, FY21 and FY22 SBE spending, visit [greenbookdc.com](http://greenbookdc.com).



\*The Department of Licensing and Consumer Protection was previously part of the agency known as DCRA, before it was split into two separate agencies. FY22 SBE Expenditures for this agency are based on DCRA's calculations.

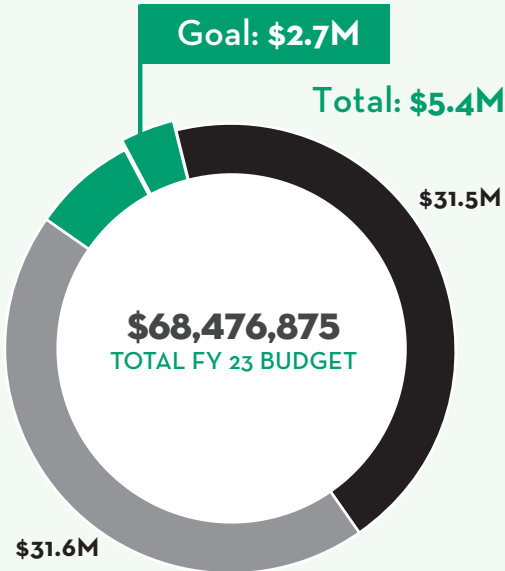
For definitions and details about the information on this page, please refer to pages 30-36. Visit the companion web site [greenbookdc.com](http://greenbookdc.com) for the most current data, reports and contracting assistance resources.

Dollar figures displayed have been rounded accordingly

website: [dmv.dc.gov](http://dmv.dc.gov) | email: [support@dcdmv.zendesk.com](mailto:support@dcdmv.zendesk.com) | phone: 202.737.4404 | address: 95 M St. SW, Washington, DC 20024

The mission of the Department of Motor Vehicles (DMV) is to promote the safe operation of motor vehicles and public safety while providing outstanding customer service.

**\$2,693,203**  
FY 23 SPENDING GOAL



- Personnel and Fixed Costs (not subject to SBE spending goal)
- Expenditures that are not SBE eligible
- Planned Acquisitions: SBE Eligible (50% = Goal)

Review SBE goal calculation formula and agency budget details at [greenbookdc.com](http://greenbookdc.com).

### FY23 PLANNED ACQUISITIONS (SELECT HIGHLIGHTS)

This agency's FY23 Planned Acquisitions total approximately \$5,386,406, which may include potential opportunities for SBEs. Review all FY23 Planned Acquisitions at [greenbookdc.com](http://greenbookdc.com). This agency has no new planned acquisitions that have not already been awarded.

### POTENTIAL BUSINESS GROWTH OPPORTUNITIES

These are examples of "Expenditures that are not SBE eligible" (special exceptions depicted in the gray slice of the FY23 chart to the left) where contracts are currently in place or the agencies determined that SBE capacity was not available.

PRODUCT/SERVICE	TOTAL
IT Consulting	\$540,678
Records Management Services	\$474,788
Software Maintenance/Support	\$326,941
Court Reporter Equipment, Accessories and Supplies	\$32,000

### SPENDING WITH SBES

The Fiscal Year 2022 SBE Expenditures are based on transactions recorded to the Office of the Chief Financial Officer's System of Accounting Record (SOAR) as of November 1, 2022. These expenditures are preliminary and unaudited and are subject to change. To view the final audited amounts and additional details about FY19, FY20, FY21 and FY22 SBE spending, visit [greenbookdc.com](http://greenbookdc.com).

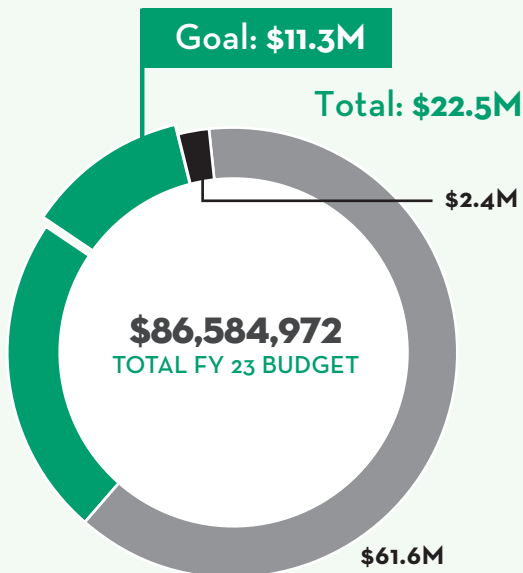


For definitions and details about the information on this page, please refer to pages 30-36. Visit the companion web site [greenbookdc.com](http://greenbookdc.com) for the most current data, reports and contracting assistance resources. Dollar figures displayed have been rounded accordingly

website: [dpr.dc.gov](http://dpr.dc.gov) | email: [dpr@dc.gov](mailto:dpr@dc.gov) | phone: 202.673.7647 | address: 1275 First St. NE, 8th Floor, Washington, DC 20002

The mission of the Department of Parks and Recreation (DPR) is to provide equal and open access to Gold Standard recreational programs, services, and facilities – across all eight wards.

**\$11,262,313**  
FY 23 SPENDING GOAL



- Personnel and Fixed Costs (not subject to SBE spending goal)
- Expenditures that are not SBE eligible
- Planned Acquisitions: SBE Eligible (50% = Goal)

Review SBE goal calculation formula and agency budget details at [greenbookdc.com](http://greenbookdc.com).

## FY23 PLANNED ACQUISITIONS (SELECT HIGHLIGHTS)

This agency's FY23 Planned Acquisitions total approximately \$22,524,625, which may include potential opportunities for SBEs. Review all FY23 Planned Acquisitions at [greenbookdc.com](http://greenbookdc.com). New planned acquisitions only.

PRODUCT/SERVICE	NIPG CODES	PRODUCT/SERVICE	NIPG CODES
<b>Apparel</b>		<b>Food Services</b>	
Tee Shirts, Youth, Crew Neck	200-13-76	Food Service Consulting	918-52-00
<b>Arts and Entertainment</b>		<b>Health Care Services</b>	
Amusement and Entertainment Services	962-05-00	Nurse Staffing, Supplemental	948-64-52
<b>Document Management</b>		<b>Professional Services</b>	
Print-On-Demand Printing Services	966-76-00	Sports Professionals Services (Including Sports and Recreational Programs and Referee/Umpire Services)	961-68-00
<b>Educational Services</b>		<b>Supplies: Office Supplies</b>	
Educational/Training Services	924-00-00	Office Supplies, General	615-00-00
Instructors, Classes For the Public	924-42-00	<b>Technology</b>	
<b>Equipment</b>		IT Consulting	
Sports Field Maintenance Equipment	650-62-00	IT Consulting	
<b>Event Management</b>		918-71-00	
Event Planning Services	962-34-00	<b>Transportation</b>	
<b>Facility Maintenance</b>		Automobiles, School Buses, SUVs, and Vans	
Building Maintenance, Installation and Repair Services	910-00-00	071-00-00	

## POTENTIAL BUSINESS GROWTH OPPORTUNITIES

These are examples of "Expenditures that are not SBE eligible" (special exceptions depicted in the gray slice of the FY23 chart to the left) where contracts are currently in place or the agencies determined that SBE capacity was not available.

PRODUCT/SERVICE	TOTAL
Instructors, Classes for the Public	\$1,050,243
Sports Professionals Services	\$734,981

## SPENDING WITH SBES

The Fiscal Year 2022 SBE Expenditures are based on transactions recorded to the Office of the Chief Financial Officer's System of Accounting Record (SOAR) as of November 1, 2022. These expenditures are preliminary and unaudited and are subject to change. To view the final audited amounts and additional details about FY19, FY20, FY21 and FY22 SBE spending, visit [greenbookdc.com](http://greenbookdc.com).



For definitions and details about the information on this page, please refer to pages 30-36. Visit the companion web site [greenbookdc.com](http://greenbookdc.com) for the most current data, reports and contracting assistance resources. Dollar figures displayed have been rounded accordingly

website: [dpw.dc.gov](http://dpw.dc.gov) | email: [dpw@dc.gov](mailto:dpw@dc.gov) | phone: 202.673.6833 | address: 2000 14th St. NW, Washington, DC 20009

The mission of the Department of Public Works (DPW) is to provide the highest quality sanitation, parking enforcement, and fleet management services that are both ecologically sound and cost-effective.

**\$42,559,762**

FY 23 SPENDING GOAL

Goal: \$42.6M

Total: \$85.1M

\$41.2M

\$133.2M

**\$259,500,082**  
TOTAL FY 23 BUDGET

- Personnel and Fixed Costs (not subject to SBE spending goal)
- Expenditures that are not SBE eligible
- Planned Acquisitions: SBE Eligible (50% = Goal)

Review SBE goal calculation formula and agency budget details at [greenbookdc.com](http://greenbookdc.com).

## FY23 PLANNED ACQUISITIONS (SELECT HIGHLIGHTS)

This agency's FY23 Planned Acquisitions total approximately \$85,119,524, which may include potential opportunities for SBEs. Review all FY23 Planned Acquisitions at [greenbookdc.com](http://greenbookdc.com). New planned acquisitions only.

PRODUCT/SERVICE	NIPG CODES	PRODUCT/SERVICE	NIPG CODES
<b>Communications</b>		<b>Food Services</b>	
Communications and Media Related Services	915-00-00	Snacks, Bakery, Vend Pack	375-30-78
<b>Construction</b>		<b>Human Resources</b>	
Design Build Services	906-25-00	Personnel Services, Temporary	962-69-41
Space Planning, Interior Design	906-52-85	<b>Professional Services</b>	
Building Construction, Industrial (Warehouse, Etc.)	909-21-00	Management Consulting Services	918-75-50
Construction Management Services	958-26-00	<b>Supplies: Office Supplies</b>	
<b>Educational Services</b>		Office Supplies, General	615-60-40
Educational/Training Services	924-00-00	<b>Technology</b>	
<b>Facility Maintenance</b>		IT Consulting	918-71-00
Building Maintenance, Installation and Repair Services	910-00-00	<b>Transportation</b>	
Maintenance and Repair, Hike and Bike Trails	912-52-00	Fleet Management Services	958-41-00
Graffiti Removal Services	968-44-31		
Trees To Be Transplanted	988-52-82		

## POTENTIAL BUSINESS GROWTH OPPORTUNITIES

These are examples of "Expenditures that are not SBE eligible" (special exceptions depicted in the gray slice of the FY23 chart to the left) where contracts are currently in place or the agencies determined that SBE capacity was not available.

PRODUCT/SERVICE	TOTAL
Automobiles, School Buses, SUVs, and Vans	\$23,328,325
Uniforms, Blended Fabric	\$980,300
Alternative Fuels	\$500,000
Solid or Liquid Waste Disposal	\$393,613

## SPENDING WITH SBES

The Fiscal Year 2022 SBE Expenditures are based on transactions recorded to the Office of the Chief Financial Officer's System of Accounting Record (SOAR) as of November 1, 2022. These expenditures are preliminary and unaudited and are subject to change. To view the final audited amounts and additional details about FY19, FY20, FY21 and FY22 SBE spending, visit [greenbookdc.com](http://greenbookdc.com).

FY19		\$14.1M
FY20		\$10.1M
FY21		\$14.5M
FY22		\$8.8M

For definitions and details about the information on this page, please refer to pages 30-36. Visit the companion web site [greenbookdc.com](http://greenbookdc.com) for the most current data, reports and contracting assistance resources. Dollar figures displayed have been rounded accordingly



website: [dslbd.dc.gov](http://dslbd.dc.gov) | email: [dslbd@dc.gov](mailto:dslbd@dc.gov) | phone: 202.727.3900 | address: 441 4th St. NW, Suite 850 North, Washington, DC 20001

The mission of the Department of Small and Local Business Development (DSLBD) is to support the development, economic growth, and retention of District-based businesses and promote economic development throughout the District's commercial corridors.

**\$232,640**  
FY 23 SPENDING GOAL

Goal: \$232.6K

Total: \$465.3K

**\$23,083,613**  
TOTAL FY 23 BUDGET

\$7.3M

\$15.3M

- Personnel and Fixed Costs (not subject to SBE spending goal)
- Expenditures that are not SBE eligible
- Planned Acquisitions: SBE Eligible (50% = Goal)

Review SBE goal calculation formula and agency budget details at [greenbookdc.com](http://greenbookdc.com).

### FY23 PLANNED ACQUISITIONS (SELECT HIGHLIGHTS)

This agency's FY23 Planned Acquisitions total approximately \$465,281, which may include potential opportunities for SBEs. Review all FY23 Planned Acquisitions at [greenbookdc.com](http://greenbookdc.com). New planned acquisitions only.

PRODUCT/SERVICE	NIPG CODES	PRODUCT/SERVICE	NIPG CODES
<b>Document Management</b>		<b>Technology</b>	
Records Management Services	958-82-00	Cases, Diskette, Plastic, Pop-Up Easel, Etc.	207-84-29
<b>Educational Services</b>		Maintenance Services, Website	915-96-40
In-Service Training (For Employees)	924-35-00		
<b>Equipment</b>			
Copy Machine Maintenance and Repair	939-27-00		
<b>Human Resources</b>			
Employment Agency Services for the Hiring of Temporary Personnel	961-30-23		
<b>Supplies: Office Supplies</b>			
Miscellaneous Promotional Items, Imprinted	037-52-56		
Office Supplies, General	615-00-00		

### POTENTIAL BUSINESS GROWTH OPPORTUNITIES

These are examples of "Expenditures that are not SBE eligible" (special exceptions depicted in the gray slice of the FY23 chart to the left) where contracts are currently in place or the agencies determined that SBE capacity was not available.

There were no potential growth opportunities where CBEs were deemed not available/qualified as of the date this document was printed. Please visit [greenbookdc.com](http://greenbookdc.com) for more information.

### SPENDING WITH SBES

The Fiscal Year 2022 SBE Expenditures are based on transactions recorded to the Office of the Chief Financial Officer's System of Accounting Record (SOAR) as of November 1, 2022. These expenditures are preliminary and unaudited and are subject to change. To view the final audited amounts and additional details about FY19, FY20, FY21 and FY22 SBE spending, visit [greenbookdc.com](http://greenbookdc.com).

FY19	<div style="width: 100%; height: 15px; background-color: green;"></div>	\$887.7K
FY20	<div style="width: 90%; height: 15px; background-color: green;"></div>	\$805.9K
FY21	<div style="width: 60%; height: 15px; background-color: green;"></div>	\$556.4K
FY22	<div style="width: 100%; height: 15px; background-color: green;"></div>	\$1.2M

For definitions and details about the information on this page, please refer to pages 30-36. Visit the companion web site [greenbookdc.com](http://greenbookdc.com) for the most current data, reports and contracting assistance resources. Dollar figures displayed have been rounded accordingly

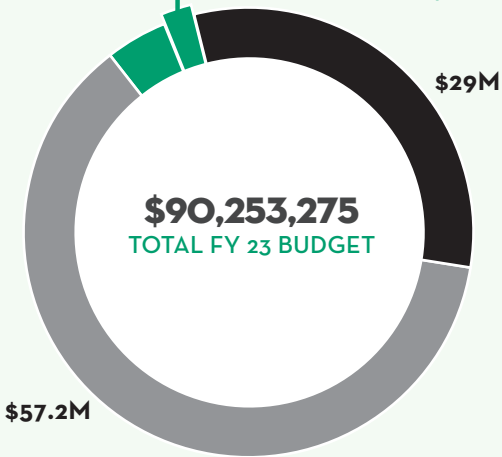
website: [dyrs.dc.gov](http://dyrs.dc.gov) | email: [dyrs@dc.gov](mailto:dyrs@dc.gov) | phone: 202.299.5362 | address: 450 H St. NW, Washington, DC 20001

The mission of the Department of Youth Rehabilitation Services (DYRS) is to improve public safety and give court-involved youth the opportunity to become more productive citizens by building on the strengths of youth and their families in the least restrictive, most home-like environment consistent with public safety.

**\$2,009,644**  
FY 23 SPENDING GOAL

Goal: \$2M

Total: \$4M



- Personnel and Fixed Costs (not subject to SBE spending goal)
- Expenditures that are not SBE eligible
- Planned Acquisitions: SBE Eligible (50% = Goal)

Review SBE goal calculation formula and agency budget details at [greenbookdc.com](http://greenbookdc.com).

### FY23 PLANNED ACQUISITIONS (SELECT HIGHLIGHTS)

This agency's FY23 Planned Acquisitions total approximately \$4,019,288, which may include potential opportunities for SBEs. Review all FY23 Planned Acquisitions at [greenbookdc.com](http://greenbookdc.com). New planned acquisitions only.

PRODUCT/SERVICE	NIPG CODES	PRODUCT/SERVICE	NIPG CODES
<b>Educational Services</b>		<b>Supplies: Office Supplies</b>	
In-Service Training (For Employees)	924-35-00	Paper, Copier, Multi-Purpose	645-33-37
Vocational Training, All Types (Including Vocational Rehabilitation and Technical Education)	924-86-00	<b>Technology</b>	
<b>Facility Maintenance</b>		Training Software for Computer Software	208-81-84
Maintenance and Repair, Industrial Building	909-60-00	Maintenance and Support, Software, Mainframe	920-45-31
<b>Human Services</b>			
Counseling Services (Emergency Telephone) and Referrals Either After Hours or 24 Hours Per Day	952-21-34		
Youth Care Services	952-95-00		
<b>Professional Services</b>			
Administrative Services, All Kinds	961-02-00		

### POTENTIAL BUSINESS GROWTH OPPORTUNITIES

These are examples of "Expenditures that are not SBE eligible" (special exceptions depicted in the gray slice of the FY23 chart to the left) where contracts are currently in place or the agencies determined that SBE capacity was not available.

There were no potential growth opportunities where CBEs were deemed not available/qualified as of the date this document was printed. Please visit [greenbookdc.com](http://greenbookdc.com) for more information.

### SPENDING WITH SBES

The Fiscal Year 2022 SBE Expenditures are based on transactions recorded to the Office of the Chief Financial Officer's System of Accounting Record (SOAR) as of November 1, 2022. These expenditures are preliminary and unaudited and are subject to change. To view the final audited amounts and additional details about FY19, FY20, FY21 and FY22 SBE spending, visit [greenbookdc.com](http://greenbookdc.com).

FY19	\$5.2M
FY20	\$5.8M
FY21	\$5.3M
FY22	\$5.5M

For definitions and details about the information on this page, please refer to pages 30-36. Visit the companion web site [greenbookdc.com](http://greenbookdc.com) for the most current data, reports and contracting assistance resources. Dollar figures displayed have been rounded accordingly

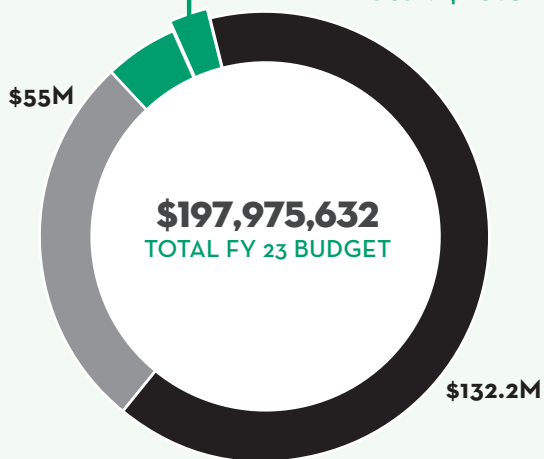
website: [dds.dc.gov](https://dds.dc.gov) | email: [dds@dc.gov](mailto:dds@dc.gov) | phone: 202.730.1700 | address: 250 E St. SW, Washington, DC 20024

The mission of the Department on Disability Services (DDS) is to provide innovative, high-quality services that enable people with disabilities to lead meaningful and productive lives as vital members of their families, schools, workplaces, and communities in every neighborhood in the District of Columbia.

**\$5,417,641**  
FY 23 SPENDING GOAL

Goal: \$5.4M

Total: \$10.8M



- Personnel and Fixed Costs (not subject to SBE spending goal)
- Expenditures that are not SBE eligible
- Planned Acquisitions: SBE Eligible (50% = Goal)

Review SBE goal calculation formula and agency budget details at [greenbookdc.com](https://greenbookdc.com).

### FY23 PLANNED ACQUISITIONS (SELECT HIGHLIGHTS)

This agency's FY23 Planned Acquisitions total approximately \$10,835,281, which may include potential opportunities for SBEs. Review all FY23 Planned Acquisitions at [greenbookdc.com](https://greenbookdc.com). New planned acquisitions only.

PRODUCT/SERVICE	NIPG CODES	PRODUCT/SERVICE	NIPG CODES
<b>Educational Services</b>		<b>Technology</b>	
Educational/Training Services	924-00-00	IT Consulting	918-71-00
Vocational Training, All Types (Including Vocational Rehabilitation and Technical Education)	924-86-00	Recertification/Rehabilitation Of Magnetic Media	920-42-00
<b>Human Services</b>			
Residential Care and Treatment (Long Term)	952-92-65		
<b>Professional Services</b>			
Interpreter Services (Foreign Language, Hearing Impaired, Etc.)	961-46-00		
<b>Supplies: Office Supplies</b>			
Paper For Laser Printers	207-72-56		
Office Supplies, General	615-00-00		

### POTENTIAL BUSINESS GROWTH OPPORTUNITIES

These are examples of "Expenditures that are not SBE eligible" (special exceptions depicted in the gray slice of the FY23 chart to the left) where contracts are currently in place or the agencies determined that SBE capacity was not available.

PRODUCT/SERVICE	TOTAL
Transitional Living	\$21,361,148
Vocational Training	\$1,093,132

### SPENDING WITH SBES

The Fiscal Year 2022 SBE Expenditures are based on transactions recorded to the Office of the Chief Financial Officer's System of Accounting Record (SOAR) as of November 1, 2022. These expenditures are preliminary and unaudited and are subject to change. To view the final audited amounts and additional details about FY19, FY20, FY21 and FY22 SBE spending, visit [greenbookdc.com](https://greenbookdc.com).

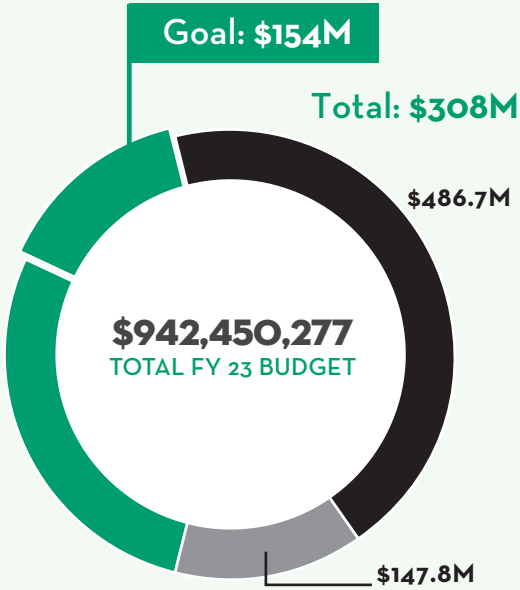


For definitions and details about the information on this page, please refer to pages 30-36. Visit the companion web site [greenbookdc.com](https://greenbookdc.com) for the most current data, reports and contracting assistance resources. Dollar figures displayed have been rounded accordingly.

website: [ddot.dc.gov](http://ddot.dc.gov) | email: [ddot@dc.gov](mailto:ddot@dc.gov) | phone: 202.673.6813 | address: 250 M St. SE, Washington, DC 20003

The mission of the District Department of Transportation (DDOT) is to equitably deliver a safe, sustainable and reliable multimodal transportation network for all residents and visitors of the District of Columbia.

**\$153,984,987**  
FY 23 SPENDING GOAL



- Personnel and Fixed Costs (not subject to SBE spending goal)
- Expenditures that are not SBE eligible
- Planned Acquisitions: SBE Eligible (50% = Goal)

Review SBE goal calculation formula and agency budget details at [greenbookdc.com](http://greenbookdc.com).

## FY23 PLANNED ACQUISITIONS (SELECT HIGHLIGHTS)

This agency's FY23 Planned Acquisitions total approximately \$307,969,974, which may include potential opportunities for SBEs. Review all FY23 Planned Acquisitions at [greenbookdc.com](http://greenbookdc.com). This agency has no new planned acquisitions that have not already been awarded.

## POTENTIAL BUSINESS GROWTH OPPORTUNITIES

These are examples of "Expenditures that are not SBE eligible" (special exceptions depicted in the gray slice of the FY23 chart to the left) where contracts are currently in place or the agencies determined that SBE capacity was not available.

PRODUCT/SERVICE	TOTAL
Maintenance and Repair of Motorcycles, Bicycles, etc.	\$10,604,571
Maintenance and Repair of Asphalt Distributors, Levelers, Mixers, etc.	\$794,220

## SPENDING WITH SBES

The Fiscal Year 2022 SBE Expenditures are based on transactions recorded to the Office of the Chief Financial Officer's System of Accounting Record (SOAR) as of November 1, 2022. These expenditures are preliminary and unaudited and are subject to change. To view the final audited amounts and additional details about FY19, FY20, FY21 and FY22 SBE spending, visit [greenbookdc.com](http://greenbookdc.com).

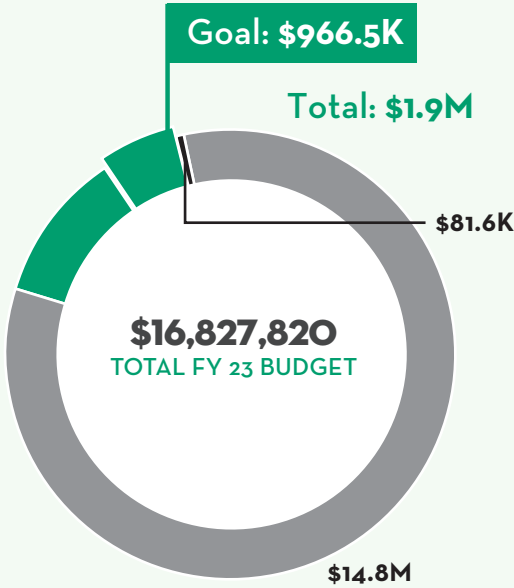


For definitions and details about the information on this page, please refer to pages 30-36. Visit the companion web site [greenbookdc.com](http://greenbookdc.com) for the most current data, reports and contracting assistance resources. Dollar figures displayed have been rounded accordingly.

website: [dc.ng.mil](http://dc.ng.mil) | email: [ng.dc.dcarng.mbx.media-desk@mail.mil](mailto:ng.dc.dcarng.mbx.media-desk@mail.mil) | phone: 202.536.9818 | address: 2001 E Capitol St. SE, Washington, DC 20003

District of Columbia (JFHQ-DC) maintains and provides trained and ready D.C. National Guard (DCNG) units, personnel, and equipment to achieve the federal war-fighting mission, to support the District of Columbia Emergency Response Plan, and to add value to the community through local programs. JFHQ-DC facilitates the integration of federal and state activities to provide expertise and situational awareness to the District of Columbia and the Department of Defense.

**\$966,477**  
FY 23 SPENDING GOAL



- Personnel and Fixed Costs (not subject to SBE spending goal)
- Expenditures that are not SBE eligible
- Planned Acquisitions: SBE Eligible (50% = Goal)

Review SBE goal calculation formula and agency budget details at [greenbookdc.com](http://greenbookdc.com).

### FY23 PLANNED ACQUISITIONS (SELECT HIGHLIGHTS)

This agency's FY23 Planned Acquisitions total approximately \$1,932,954, which may include potential opportunities for SBEs. Review all FY23 Planned Acquisitions at [greenbookdc.com](http://greenbookdc.com). New planned acquisitions only.

PRODUCT/SERVICE	NIPG CODES
<b>Supplies: Office Supplies</b>	
Office Supplies, General	615-60-40

### POTENTIAL BUSINESS GROWTH OPPORTUNITIES

These are examples of "Expenditures that are not SBE eligible" (special exceptions depicted in the gray slice of the FY23 chart to the left) where contracts are currently in place or the agencies determined that SBE capacity was not available.

There were no potential growth opportunities where CBEs were deemed not available/qualified as of the date this document was printed. Please visit [greenbookdc.com](http://greenbookdc.com) for more information.

### SPENDING WITH SBES

The Fiscal Year 2022 SBE Expenditures are based on transactions recorded to the Office of the Chief Financial Officer's System of Accounting Record (SOAR) as of November 1, 2022. These expenditures are preliminary and unaudited and are subject to change. To view the final audited amounts and additional details about FY19, FY20, FY21 and FY22 SBE spending, visit [greenbookdc.com](http://greenbookdc.com).

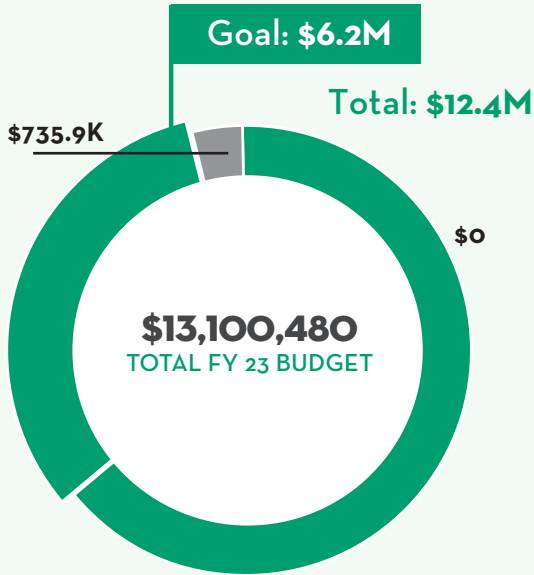
FY19	\$894.8K
FY20	\$939.8K
FY21	\$1M
FY22	\$725.6K

For definitions and details about the information on this page, please refer to pages 30-36. Visit the companion web site [greenbookdc.com](http://greenbookdc.com) for the most current data, reports and contracting assistance resources. Dollar figures displayed have been rounded accordingly

website: [dcpcsb.org](http://dcpcsb.org) | email: [dcpublic@dcpcsb.org](mailto:dcpublic@dcpcsb.org) | phone: 202.328.2660 | address: 3333 14th St. NW, Suite 210, Washington, DC 20010

DC Public Charter School Board's (DCPCSB) mission is to provide quality public school options for District students, families, and communities by conducting a comprehensive application review process, providing effective oversight and meaningful support to District public charter schools, and actively engaging key stakeholders.

**\$6,182,287**  
FY 23 SPENDING GOAL



- Personnel and Fixed Costs (not subject to SBE spending goal)
- Expenditures that are not SBE eligible
- Planned Acquisitions: SBE Eligible (50% = Goal)

Review SBE goal calculation formula and agency budget details at [greenbookdc.com](http://greenbookdc.com).

### FY23 PLANNED ACQUISITIONS (SELECT HIGHLIGHTS)

This agency's FY23 Planned Acquisitions total approximately \$12,364,573, which may include potential opportunities for SBEs. Review all FY23 Planned Acquisitions at [greenbookdc.com](http://greenbookdc.com). This agency has no new planned acquisitions that have not already been awarded.

### POTENTIAL BUSINESS GROWTH OPPORTUNITIES

These are examples of "Expenditures that are not SBE eligible" (special exceptions depicted in the gray slice of the FY23 chart to the left) where contracts are currently in place or the agencies determined that SBE capacity was not available.

There were no potential growth opportunities where CBEs were deemed not available/qualified as of the date this document was printed. Please visit [greenbookdc.com](http://greenbookdc.com) for more information.

### SPENDING WITH SBES

The Fiscal Year 2022 SBE Expenditures are based on transactions recorded to the Office of the Chief Financial Officer's System of Accounting Record (SOAR) as of November 1, 2022. These expenditures are preliminary and unaudited and are subject to change. To view the final audited amounts and additional details about FY19, FY20, FY21 and FY22 SBE spending, visit [greenbookdc.com](http://greenbookdc.com).

FY19	\$1M
FY20	\$552K
FY21	\$675.4K
FY22	\$442.7K

For definitions and details about the information on this page, please refer to pages 30-36. Visit the companion web site [greenbookdc.com](http://greenbookdc.com) for the most current data, reports and contracting assistance resources. Dollar figures displayed have been rounded accordingly

website: [dclibrary.org](http://dclibrary.org) | email: [procurementdcp@dc.gov](mailto:procurementdcp@dc.gov) | phone: 202.727.0321 | address: 901 G St. NW, Washington, DC 20001

The District of Columbia Public Library (DCPL) supports children, teens, and adults with services and materials that promote reading, success in school, lifelong learning, and personal growth.

**\$10,119,927**

FY 23 SPENDING GOAL

Goal: \$10.1M

Total: \$20.2M

**\$106,705,747**  
TOTAL FY 23 BUDGET

\$23M

\$63.4M

- Personnel and Fixed Costs (not subject to SBE spending goal)
- Expenditures that are not SBE eligible
- Planned Acquisitions: SBE Eligible (50% = Goal)

Review SBE goal calculation formula and agency budget details at [greenbookdc.com](http://greenbookdc.com).

## FY23 PLANNED ACQUISITIONS (SELECT HIGHLIGHTS)

This agency's FY23 Planned Acquisitions total approximately \$20,239,855, which may include potential opportunities for SBEs. Review all FY23 Planned Acquisitions at [greenbookdc.com](http://greenbookdc.com). New planned acquisitions only.

PRODUCT/SERVICE	NIPG CODES	PRODUCT/SERVICE	NIPG CODES
<b>Communications</b>		<b>Transportation</b>	
Advertising, Outdoor Billboard, Etc.	915-04-00	Snow Removal Services	968-72-70
<b>Construction</b>			
Design Build Services	906-25-00		
Construction Services, General (Incl. Maintenance and Repair Services)	912-00-00		
<b>Facility Maintenance</b>			
Elevator/Escalator/Moving Walks			
Consulting Services	918-39-00		
<b>Technology</b>			
Rental or Lease Services of Computers, Data Processing, and Word Processing Equipment	984-00-00		

## POTENTIAL BUSINESS GROWTH OPPORTUNITIES

These are examples of "Expenditures that are not SBE eligible" (special exceptions depicted in the gray slice of the FY23 chart to the left) where contracts are currently in place or the agencies determined that SBE capacity was not available.

PRODUCT/SERVICE	TOTAL
Design Build Services	\$21,591,835

## SPENDING WITH SBES

The Fiscal Year 2022 SBE Expenditures are based on transactions recorded to the Office of the Chief Financial Officer's System of Accounting Record (SOAR) as of November 1, 2022. These expenditures are preliminary and unaudited and are subject to change. To view the final audited amounts and additional details about FY19, FY20, FY21 and FY22 SBE spending, visit [greenbookdc.com](http://greenbookdc.com).

FY19	\$22M
FY20	\$22.8M
FY21	\$10.5M
FY22	\$10.8M

For definitions and details about the information on this page, please refer to pages 30-36. Visit the companion web site [greenbookdc.com](http://greenbookdc.com) for the most current data, reports and contracting assistance resources. Dollar figures displayed have been rounded accordingly

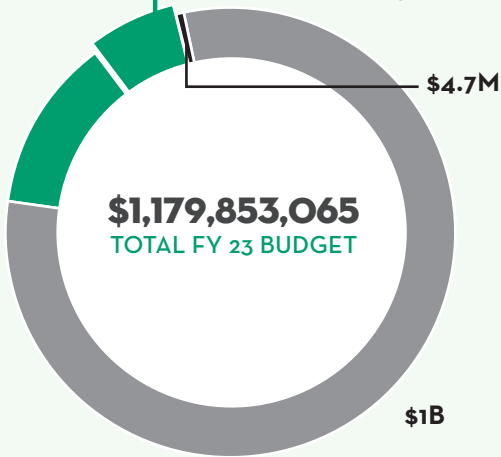
website: [dcps.dc.gov](https://dcps.dc.gov) | email: [dcpsoca.inquiries@dc.gov](mailto:dcpsoca.inquiries@dc.gov) | phone: 202.442.5885 | address: 1200 First St. NE, Washington, DC 20002

The mission of the DC Public Schools (DCPS) is to ensure that every school guarantees students reach their full potential through rigorous and joyful learning experiences provided in a nurturing environment.

**\$77,188,407**  
FY 23 SPENDING GOAL

Goal: \$77.2M

Total: \$154.4M



- Personnel and Fixed Costs (not subject to SBE spending goal)
- Expenditures that are not SBE eligible
- Planned Acquisitions: SBE Eligible (50% = Goal)

Review SBE goal calculation formula and agency budget details at [greenbookdc.com](https://greenbookdc.com).

## FY23 PLANNED ACQUISITIONS (SELECT HIGHLIGHTS)

This agency's FY23 Planned Acquisitions total approximately \$154,376,813, which may include potential opportunities for SBEs. Review all FY23 Planned Acquisitions at [greenbookdc.com](https://greenbookdc.com). New planned acquisitions only.

PRODUCT/SERVICE	NIPG CODES	PRODUCT/SERVICE	NIPG CODES
<b>Apparel</b>		<b>Food Services</b>	
Clothing Maintenance and Repair (Incl. Uniforms)	936-18-00	Food Service Consulting	918-52-00
<b>Communications</b>		<b>Professional Services</b>	
Communications and Media Related Services	915-00-00	Professional Services	962-58-00
Audio/Visual Consulting Services	918-02-00	<b>Safety and Security Services</b>	
Public Opinion Surveys	961-60-00	Security Guard Services, Buildings	990-46-04
<b>Document Management</b>		<b>Technology</b>	
Records Management Services	958-82-00	Computer Accessories and Supplies	207-00-00
<b>Educational Services</b>		IT Consulting	918-71-00
Educational/Training Services	924-00-00	<b>Transportation</b>	
Course Development Services, Instructional/Training	924-16-00	Bus Transportation Services, School	962-16-00
Assessment, Observation of Skills	924-20-10		
<b>Facility Maintenance</b>			
Janitorial/Custodial Services	910-39-00		

## POTENTIAL BUSINESS GROWTH OPPORTUNITIES

These are examples of "Expenditures that are not SBE eligible" (special exceptions depicted in the gray slice of the FY23 chart to the left) where contracts are currently in place or the agencies determined that SBE capacity was not available.

PRODUCT/SERVICE	TOTAL
Textbooks: Pre-Kindergarten thru 5th Grade	\$1,482,913
Computer Accessories and Supplies	\$600,055
Teaching and Instruction Services	\$312,232
Examination and Testing	\$260,373
Educational/Training Services	\$165,663
Sports Professionals Services	\$124,500

## SPENDING WITH SBES

The Fiscal Year 2022 SBE Expenditures are based on transactions recorded to the Office of the Chief Financial Officer's System of Accounting Record (SOAR) as of November 1, 2022. These expenditures are preliminary and unaudited and are subject to change. To view the final audited amounts and additional details about FY19, FY20, FY21 and FY22 SBE spending, visit [greenbookdc.com](https://greenbookdc.com).



For definitions and details about the information on this page, please refer to pages 30-36. Visit the companion web site [greenbookdc.com](https://greenbookdc.com) for the most current data, reports and contracting assistance resources. Dollar figures displayed have been rounded accordingly.



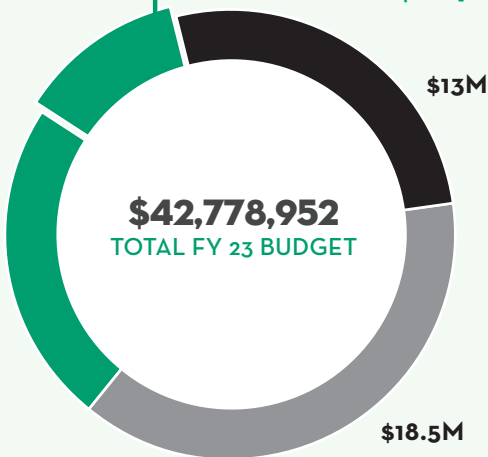
website: [dcrb.dc.gov](http://dcrb.dc.gov) | email: [dcrb@dc.gov](mailto:dcrb@dc.gov) | phone: 202.343.3200 | address: 900 7th St. NW, 2nd Floor, Washington, DC 20001

The mission of the District of Columbia Retirement Board (DCRB) is to prudently invest the assets of the pension plans of the police officers, firefighters, and teachers of the District of Columbia, while providing plan members with retirement administration services.

**\$5,679,375**  
FY 23 SPENDING GOAL

Goal: \$5.7M

Total: \$11.4M



- Personnel and Fixed Costs (not subject to SBE spending goal)
- Expenditures that are not SBE eligible
- Planned Acquisitions: SBE Eligible (50% = Goal)

Review SBE goal calculation formula and agency budget details at [greenbookdc.com](http://greenbookdc.com).

### FY23 PLANNED ACQUISITIONS (SELECT HIGHLIGHTS)

This agency's FY23 Planned Acquisitions total approximately \$11,358,750, which may include potential opportunities for SBEs. Review all FY23 Planned Acquisitions at [greenbookdc.com](http://greenbookdc.com). New planned acquisitions only.

PRODUCT/SERVICE	NIPG CODES
<b>Financial Services</b>	
Investment Management Services	946-56-00

### POTENTIAL BUSINESS GROWTH OPPORTUNITIES

These are examples of "Expenditures that are not SBE eligible" (special exceptions depicted in the gray slice of the FY23 chart to the left) where contracts are currently in place or the agencies determined that SBE capacity was not available.

There were no potential growth opportunities where CBEs were deemed not available/qualified as of the date this document was printed. Please visit [greenbookdc.com](http://greenbookdc.com) for more information.

### SPENDING WITH SBES

The Fiscal Year 2022 SBE Expenditures are based on transactions recorded to the Office of the Chief Financial Officer's System of Accounting Record (SOAR) as of November 1, 2022. These expenditures are preliminary and unaudited and are subject to change. To view the final audited amounts and additional details about FY19, FY20, FY21 and FY22 SBE spending, visit [greenbookdc.com](http://greenbookdc.com).

FY19	\$283.7K
FY20	\$212.7K
FY21	\$241.7K
FY22	\$139.6K

For definitions and details about the information on this page, please refer to pages 30-36. Visit the companion web site [greenbookdc.com](http://greenbookdc.com) for the most current data, reports and contracting assistance resources. Dollar figures displayed have been rounded accordingly

website: [scdc.dc.gov](http://scdc.dc.gov) | email: [scdc@dc.gov](mailto:scdc@dc.gov) | phone: 202.727.8822 | address: 441 4th St. NW, Suite 430, Washington, DC 20001

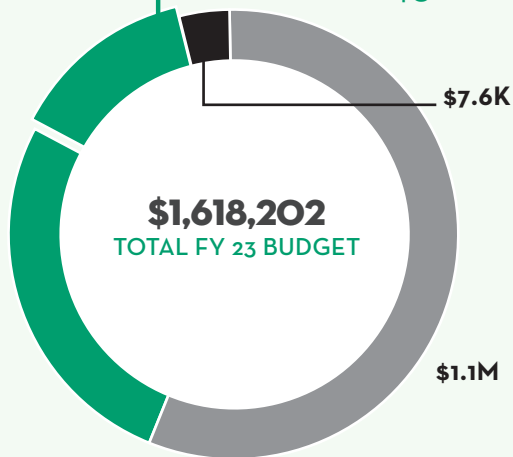
The mission of the District of Columbia Sentencing Commission (the Commission) is to implement, monitor, and support the District's voluntary sentencing guidelines; promote fair and consistent sentencing policies; increase public understanding of sentencing policies and practices; and evaluate the effectiveness of the guidelines system in order to recommend changes based on actual sentencing and corrections practice and research.

**\$261,393**

FY 23 SPENDING GOAL

Goal: \$261.4K

Total: \$522.8K



- Personnel and Fixed Costs (not subject to SBE spending goal)
- Expenditures that are not SBE eligible
- Planned Acquisitions: SBE Eligible (50% = Goal)

Review SBE goal calculation formula and agency budget details at [greenbookdc.com](http://greenbookdc.com).

### FY23 PLANNED ACQUISITIONS (SELECT HIGHLIGHTS)

This agency's FY23 Planned Acquisitions total approximately \$522,787, which may include potential opportunities for SBEs. Review all FY23 Planned Acquisitions at [greenbookdc.com](http://greenbookdc.com). This agency has no new planned acquisitions that have not already been awarded.

### POTENTIAL BUSINESS GROWTH OPPORTUNITIES

These are examples of "Expenditures that are not SBE eligible" (special exceptions depicted in the gray slice of the FY23 chart to the left) where contracts are currently in place or the agencies determined that SBE capacity was not available.

PRODUCT/SERVICE	TOTAL
Legal Consulting	\$5,191

### SPENDING WITH SBES

The Fiscal Year 2022 SBE Expenditures are based on transactions recorded to the Office of the Chief Financial Officer's System of Accounting Record (SOAR) as of November 1, 2022. These expenditures are preliminary and unaudited and are subject to change. To view the final audited amounts and additional details about FY19, FY20, FY21 and FY22 SBE spending, visit [greenbookdc.com](http://greenbookdc.com).



For definitions and details about the information on this page, please refer to pages 30-36. Visit the companion web site [greenbookdc.com](http://greenbookdc.com) for the most current data, reports and contracting assistance resources. Dollar figures displayed have been rounded accordingly

website: [orm.dc.gov](http://orm.dc.gov) | email: [orm@dc.gov](mailto:orm@dc.gov) | phone: 202.727.9600 | address: 441 4th St. NW, Suite 800 South, Washington, DC 20001

The mission of the Employees' Compensation Fund is to provide fiscal resources to administer the Public Sector Workers' Compensation program for District of Columbia government employees and to pay the required claims costs of eligible claimants, pursuant to applicable District laws.

**\$339,513**

FY 23 SPENDING GOAL

Goal: \$339.5K

Total: \$679K

\$4.3M

**\$22,219,334**

TOTAL FY 23 BUDGET

\$17.2M

- Personnel and Fixed Costs (not subject to SBE spending goal)
- Expenditures that are not SBE eligible
- Planned Acquisitions: SBE Eligible (50% = Goal)

Review SBE goal calculation formula and agency budget details at [greenbookdc.com](http://greenbookdc.com).

### FY23 PLANNED ACQUISITIONS (SELECT HIGHLIGHTS)

This agency's FY23 Planned Acquisitions total approximately \$679,025, which may include potential opportunities for SBEs. Review all FY23 Planned Acquisitions at [greenbookdc.com](http://greenbookdc.com). This agency has no new planned acquisitions that have not already been awarded.

### POTENTIAL BUSINESS GROWTH OPPORTUNITIES

These are examples of "Expenditures that are not SBE eligible" (special exceptions depicted in the gray slice of the FY23 chart to the left) where contracts are currently in place or the agencies determined that SBE capacity was not available.

There were no potential growth opportunities where CBEs were deemed not available/qualified as of the date this document was printed. Please visit [greenbookdc.com](http://greenbookdc.com) for more information.

### SPENDING WITH SBES

The Fiscal Year 2022 SBE Expenditures are based on transactions recorded to the Office of the Chief Financial Officer's System of Accounting Record (SOAR) as of November 1, 2022. These expenditures are preliminary and unaudited and are subject to change. To view the final audited amounts and additional details about FY19, FY20, FY21 and FY22 SBE spending, visit [greenbookdc.com](http://greenbookdc.com).

FY19	<div style="width: 25%; height: 15px; background-color: green;"></div>	\$238.4K
FY20	<div style="width: 40%; height: 15px; background-color: green;"></div>	\$426.3K
FY21	<div style="width: 55%; height: 15px; background-color: green;"></div>	\$546.7K
FY22	<div style="width: 65%; height: 15px; background-color: green;"></div>	\$568.6K

For definitions and details about the information on this page, please refer to pages 30-36. Visit the companion web site [greenbookdc.com](http://greenbookdc.com) for the most current data, reports and contracting assistance resources. Dollar figures displayed have been rounded accordingly

website: [fems.dc.gov](http://fems.dc.gov) | email: [info.fems@dc.gov](mailto:info.fems@dc.gov) | phone: 202.673.3320 | address: 2000 14th St. NW, 5th Floor, Washington, DC 20009

The mission of the Fire and Emergency Medical Services Department (FEMS) is to preserve life and promote health and safety through excellent pre-hospital treatment and transportation, fire prevention, fire suppression, rescue activities, and homeland security awareness.

**\$1,711,843**

FY 23 SPENDING GOAL

Goal: \$1.7M

Total: \$3.4M

**\$341,840,470**  
TOTAL FY 23 BUDGET

\$276.6M

- Personnel and Fixed Costs (not subject to SBE spending goal)
- Expenditures that are not SBE eligible
- Planned Acquisitions: SBE Eligible (50% = Goal)

Review SBE goal calculation formula and agency budget details at [greenbookdc.com](http://greenbookdc.com).

## FY23 PLANNED ACQUISITIONS (SELECT HIGHLIGHTS)

This agency's FY23 Planned Acquisitions total approximately \$3,423,686, which may include potential opportunities for SBEs. Review all FY23 Planned Acquisitions at [greenbookdc.com](http://greenbookdc.com). New planned acquisitions only.

PRODUCT/SERVICE	NIPG CODES	PRODUCT/SERVICE	NIPG CODES
<b>Communications</b>		<b>Health Care Services</b>	
Public Information Services (Incl. Press Releases)	915-73-00	Ambulance Services, Non-Emergency	948-12-00
<b>Educational Services</b>		<b>Supplies: Medical</b>	
Educational/Training Services	924-00-00	Cardiovascular Instrumentation: Defibrillators, Heart Pumps, Etc.	465-14-00
<b>Equipment</b>		Parts & Accessories, Stretcher/Cots	470-10-55
Exercise Equipment, and Parts and Accessories	805-57-31	<b>Supplies: Office Supplies</b>	
<b>Facility Maintenance</b>		Office Supplies, General	615-60-40
Maintenance and Repair, Non-Residential Building	909-61-00	<b>Supplies: Safety and Security</b>	
Cleaning Services, Steam and Pressure	962-21-30	Cbrne Medical Supplies and Pharmaceuticals	257-26-00

## POTENTIAL BUSINESS GROWTH OPPORTUNITIES

These are examples of "Expenditures that are not SBE eligible" (special exceptions depicted in the gray slice of the FY23 chart to the left) where contracts are currently in place or the agencies determined that SBE capacity was not available.

PRODUCT/SERVICE	TOTAL
Uniforms, Blended Fabric	\$678,340
Medical Equipment and Supplies	\$120,856
Medical Consulting	\$69,000
Language Translation Software	\$10,000

## SPENDING WITH SBES

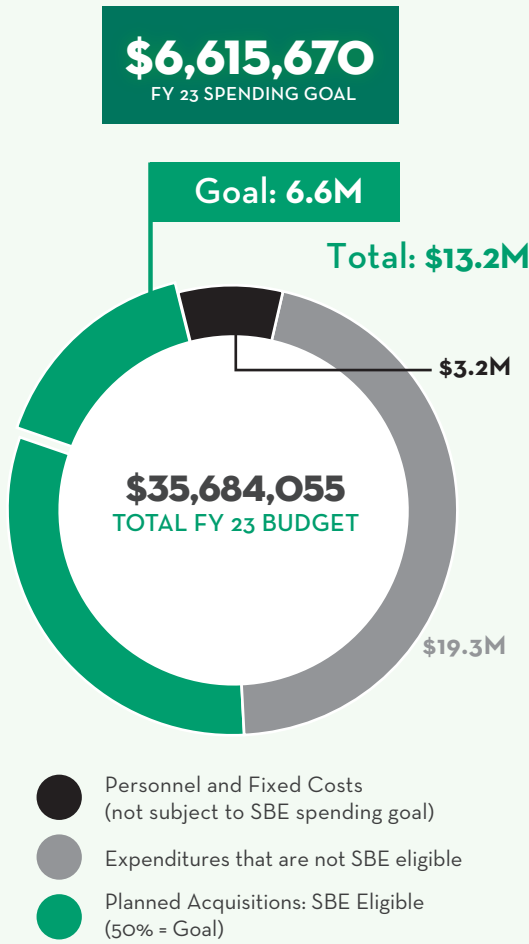
The Fiscal Year 2022 SBE Expenditures are based on transactions recorded to the Office of the Chief Financial Officer's System of Accounting Record (SOAR) as of November 1, 2022. These expenditures are preliminary and unaudited and are subject to change. To view the final audited amounts and additional details about FY19, FY20, FY21 and FY22 SBE spending, visit [greenbookdc.com](http://greenbookdc.com).

FY19		\$3.2M
FY20		\$2.2M
FY21		\$1.6M
FY22		\$1.3M

For definitions and details about the information on this page, please refer to pages 30-36. Visit the companion web site [greenbookdc.com](http://greenbookdc.com) for the most current data, reports and contracting assistance resources. Dollar figures displayed have been rounded accordingly.

website: [hbx.dc.gov](http://hbx.dc.gov) | email: [info@dchealthlink.com](mailto:info@dchealthlink.com) | phone: 202.715.7576 | address: 1225 Eye St. NW, Suite 400, Washington, DC 20005

The mission of the DC Health Benefit Exchange Authority is to implement a health care exchange program in the District of Columbia in accordance with the Patient Protection and Affordable Care Acts, thereby ensuring access to quality and affordable health care to all District of Columbia residents.



Review SBE goal calculation formula and agency budget details at [greenbookdc.com](http://greenbookdc.com).

## FY23 PLANNED ACQUISITIONS (SELECT HIGHLIGHTS)

This agency's FY23 Planned Acquisitions total approximately \$13,231,341, which may include potential opportunities for SBEs. Review all FY23 Planned Acquisitions at [greenbookdc.com](http://greenbookdc.com). New planned acquisitions only.

PRODUCT/SERVICE	NIPG CODES
<b>Communications</b>	
Advertising/Public Relations	915-03-00
<b>Educational Services</b>	
In-Service Training (For Employees)	924-35-00
<b>Professional Services</b>	
Consulting Services	918-32-00
<b>Technology</b>	
System Implementation and Engineering Services	920-64-00

## POTENTIAL BUSINESS GROWTH OPPORTUNITIES

These are examples of "Expenditures that are not SBE eligible" (special exceptions depicted in the gray slice of the FY23 chart to the left) where contracts are currently in place or the agencies determined that SBE capacity was not available.

PRODUCT/SERVICE	TOTAL
Advertising, Outdoor Billboard, etc.	\$783,050

## SPENDING WITH SBES

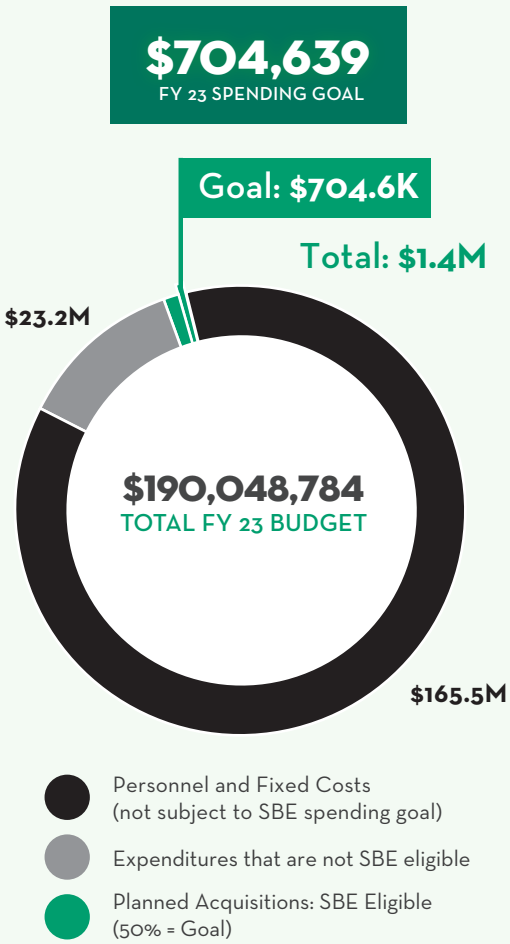
The Fiscal Year 2022 SBE Expenditures are based on transactions recorded to the Office of the Chief Financial Officer's System of Accounting Record (SOAR) as of November 1, 2022. These expenditures are preliminary and unaudited and are subject to change. To view the final audited amounts and additional details about FY19, FY20, FY21 and FY22 SBE spending, visit [greenbookdc.com](http://greenbookdc.com).

FY19	\$12.6M
FY20	\$10.7M
FY21	\$10.7M
FY22	\$11.5M

For definitions and details about the information on this page, please refer to pages 30-36. Visit the companion web site [greenbookdc.com](http://greenbookdc.com) for the most current data, reports and contracting assistance resources. Dollar figures displayed have been rounded accordingly

website: [hsema.dc.gov](https://hsema.dc.gov) | email: [hsema.eap@dc.gov](mailto:hsema.eap@dc.gov) | phone: 202.727.6161 | address: 2720 Martin Luther King Jr Ave. SE, Washington, DC 20032

The mission of the District of Columbia Homeland Security and Emergency Management Agency (HSEMA) is to ensure DC agencies, businesses, and residents are prepared to prevent, protect against, respond to, mitigate, and recover from all threats and hazards.



Review SBE goal calculation formula and agency budget details at [greenbookdc.com](https://greenbookdc.com).

## FY23 PLANNED ACQUISITIONS (SELECT HIGHLIGHTS)

This agency's FY23 Planned Acquisitions total approximately \$1,409,278, which may include potential opportunities for SBEs. Review all FY23 Planned Acquisitions at [greenbookdc.com](https://greenbookdc.com). New planned acquisitions only.

PRODUCT/SERVICE	NIPG CODES
<b>Equipment</b>	
Call Answering Telephone Systems (High Volume)	839-31-00
CATV System Hardware	840-24-10
<b>Supplies: Office Supplies</b>	
Developer for A.B. Dick Copiers	015-15-02
<b>Technology</b>	
IT Consulting	918-71-00
<b>Technology</b>	
Software Maintenance/Support	920-45-00

## POTENTIAL BUSINESS GROWTH OPPORTUNITIES

These are examples of "Expenditures that are not SBE eligible" (special exceptions depicted in the gray slice of the FY23 chart to the left) where contracts are currently in place or the agencies determined that SBE capacity was not available.

There were no potential growth opportunities where CBEs were deemed not available/qualified as of the date this document was printed. Please visit [greenbookdc.com](https://greenbookdc.com) for more information.

## SPENDING WITH SBES

The Fiscal Year 2022 SBE Expenditures are based on transactions recorded to the Office of the Chief Financial Officer's System of Accounting Record (SOAR) as of November 1, 2022. These expenditures are preliminary and unaudited and are subject to change. To view the final audited amounts and additional details about FY19, FY20, FY21 and FY22 SBE spending, visit [greenbookdc.com](https://greenbookdc.com).

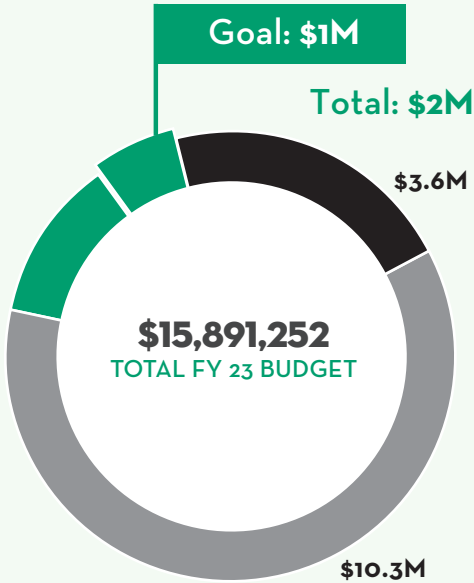
FY19	\$1.7M
FY20	\$1.3M
FY21	\$1.1M
FY22	\$1.5M

For definitions and details about the information on this page, please refer to pages 30-36. Visit the companion web site [greenbookdc.com](https://greenbookdc.com) for the most current data, reports and contracting assistance resources. Dollar figures displayed have been rounded accordingly

website: [dchfa.org](http://dchfa.org) | email: [info@dchfa.org](mailto:info@dchfa.org) | phone: 202.777.1600 | address: 815 Florida Ave. NW, Washington, DC 20001

The Housing Finance Agency (HFA) was established in 1979 as a corporate body with a legal existence separate from the Government of the District of Columbia to stimulate and expand homeownership and rental housing opportunities for low-and moderate-income families in the District.

**\$1,004,085**  
FY 23 SPENDING GOAL



- Personnel and Fixed Costs (not subject to SBE spending goal)
- Expenditures that are not SBE eligible
- Planned Acquisitions: SBE Eligible (50% = Goal)

Review SBE goal calculation formula and agency budget details at [greenbookdc.com](http://greenbookdc.com).

## FY23 PLANNED ACQUISITIONS (SELECT HIGHLIGHTS)

This agency's FY23 Planned Acquisitions total approximately \$2,008,170, which may include potential opportunities for SBEs. Review all FY23 Planned Acquisitions at [greenbookdc.com](http://greenbookdc.com). New planned acquisitions only.

PRODUCT/SERVICE	NIPG CODES	PRODUCT/SERVICE	NIPG CODES
<b>Communications</b>		<b>Financial Services</b>	
Advertising Consulting	918-07-00	Auditing	946-20-00
Telecommunications Consulting	918-95-00	Real Estate Management Services	958-83-00
<b>Construction</b>		<b>Human Resources</b>	
Building Construction, Commercial and Institutional	909-24-00	Employment Agency Services for the Hiring of Temporary Personnel	961-30-23
<b>Document Management</b>		<b>Professional Services</b>	
Records Management Services	958-82-00	Business Consulting, Small	918-20-00
Graphic Design Services for Printing	965-46-00	<b>Technology</b>	
<b>Educational Services</b>		Computer Hardware and Peripherals for Microcomputers	204-00-00
Educational/Training Services	924-00-00	Maintenance Services, Website	915-96-40
Teaching and Instruction Services	924-78-00	IT Consulting	918-71-00
<b>Facility Maintenance</b>			
Building Maintenance, Installation and Repair Services	910-00-00		

## POTENTIAL BUSINESS GROWTH OPPORTUNITIES

These are examples of "Expenditures that are not SBE eligible" (special exceptions depicted in the gray slice of the FY23 chart to the left) where contracts are currently in place or the agencies determined that SBE capacity was not available.

PRODUCT/SERVICE	TOTAL	PRODUCT/SERVICE	TOTAL
Marketing Services	\$751,300	Computer Software for Microcomputers	\$25,000
Legal Services, Attorneys	\$310,000	Burglar Alarms	\$7,200
Financial Advisor	\$299,996		
Auditing	\$144,000		
Financial Services	\$90,000		
Telecommunications Systems - Architectural	\$39,000		

## SPENDING WITH SBES

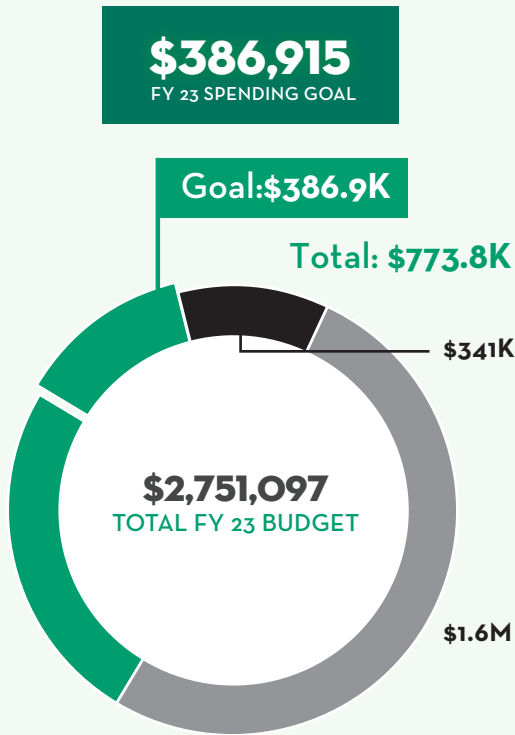
The Fiscal Year 2022 SBE Expenditures are based on transactions recorded to the Office of the Chief Financial Officer's System of Accounting Record (SOAR) as of November 1, 2022. These expenditures are preliminary and unaudited and are subject to change. To view the final audited amounts and additional details about FY19, FY20, FY21 and FY22 SBE spending, visit [greenbookdc.com](http://greenbookdc.com).



For definitions and details about the information on this page, please refer to pages 30-36. Visit the companion web site [greenbookdc.com](http://greenbookdc.com) for the most current data, reports and contracting assistance resources. Dollar figures displayed have been rounded accordingly

website: [communityaffairs.dc.gov/morca](http://communityaffairs.dc.gov/morca) | email: [orca@dc.gov](mailto:orca@dc.gov) | phone: 202.715.7670 | address: 2100 Martin Luther King Jr Ave. SE, Suite 100, Washington, DC 20020

The Mayor's Office on Returning Citizen Affairs (MORCA) will serve to provide advocacy, constituent services, and information for the empowerment of previously incarcerated persons in order to create a productive and supportive environment for persons returning to the community.



- Personnel and Fixed Costs (not subject to SBE spending goal)
- Expenditures that are not SBE eligible
- Planned Acquisitions: SBE Eligible (50% = Goal)

Review SBE goal calculation formula and agency budget details at [greenbookdc.com](http://greenbookdc.com).

### FY23 PLANNED ACQUISITIONS (SELECT HIGHLIGHTS)

This agency's FY23 Planned Acquisitions total approximately \$773,830, which may include potential opportunities for SBEs. Review all FY23 Planned Acquisitions at [greenbookdc.com](http://greenbookdc.com). This agency has no new planned acquisitions that have not already been awarded.

### POTENTIAL BUSINESS GROWTH OPPORTUNITIES

These are examples of "Expenditures that are not SBE eligible" (special exceptions depicted in the gray slice of the FY23 chart to the left) where contracts are currently in place or the agencies determined that SBE capacity was not available.

There were no potential growth opportunities where CBEs were deemed not available/qualified as of the date this document was printed. Please visit [greenbookdc.com](http://greenbookdc.com) for more information.

### SPENDING WITH SBES

The Fiscal Year 2022 SBE Expenditures are based on transactions recorded to the Office of the Chief Financial Officer's System of Accounting Record (SOAR) as of November 1, 2022. These expenditures are preliminary and unaudited and are subject to change. To view the final audited amounts and additional details about FY19, FY20, FY21 and FY22 SBE spending, visit [greenbookdc.com](http://greenbookdc.com).

Fiscal Year	Spending
FY19	Not-monitored
FY20	Not-monitored
FY21	\$4.4K
FY22	\$225.5K

For definitions and details about the information on this page, please refer to pages 30-36. Visit the companion web site [greenbookdc.com](http://greenbookdc.com) for the most current data, reports and contracting assistance resources. Dollar figures displayed have been rounded accordingly



website: [ova.dc.gov](http://ova.dc.gov) | email: [ova@dc.gov](mailto:ova@dc.gov) | phone: 202.724.5454 | address: 441 4th St. NW, Suite 707 North, Washington, DC 20001

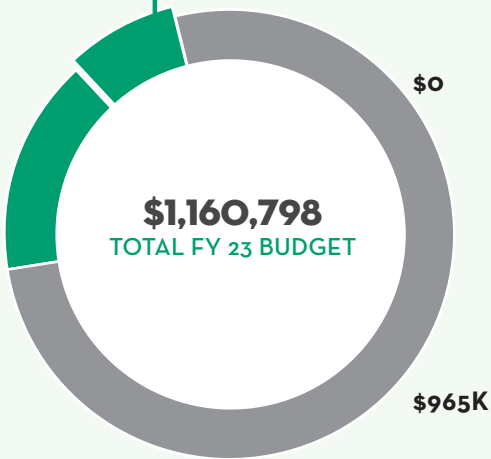
The mission of the District of Columbia Office of Veterans' Affairs (OVA) is to assist, recognize, and effectively advocate on behalf of District of Columbia veterans and their families.

**\$97,889**

FY 23 SPENDING GOAL

Goal: \$97.9K

Total: \$195.8K



- Personnel and Fixed Costs (not subject to SBE spending goal)
- Expenditures that are not SBE eligible
- Planned Acquisitions: SBE Eligible (50% = Goal)

Review SBE goal calculation formula and agency budget details at [greenbookdc.com](http://greenbookdc.com).

### FY23 PLANNED ACQUISITIONS (SELECT HIGHLIGHTS)

This agency's FY23 Planned Acquisitions total approximately \$195,777, which may include potential opportunities for SBEs. Review all FY23 Planned Acquisitions at [greenbookdc.com](http://greenbookdc.com). This agency has no new planned acquisitions that have not already been awarded.

### POTENTIAL BUSINESS GROWTH OPPORTUNITIES

These are examples of "Expenditures that are not SBE eligible" (special exceptions depicted in the gray slice of the FY23 chart to the left) where contracts are currently in place or the agencies determined that SBE capacity was not available.

There were no potential growth opportunities where CBEs were deemed not available/qualified as of the date this document was printed. Please visit [greenbookdc.com](http://greenbookdc.com) for more information.

### SPENDING WITH SBES

The Fiscal Year 2022 SBE Expenditures are based on transactions recorded to the Office of the Chief Financial Officer's System of Accounting Record (SOAR) as of November 1, 2022. These expenditures are preliminary and unaudited and are subject to change. To view the final audited amounts and additional details about FY19, FY20, FY21 and FY22 SBE spending, visit [greenbookdc.com](http://greenbookdc.com).



For definitions and details about the information on this page, please refer to pages 30-36. Visit the companion web site [greenbookdc.com](http://greenbookdc.com) for the most current data, reports and contracting assistance resources. Dollar figures displayed have been rounded accordingly

website: [apia.dc.gov](http://apia.dc.gov) | email: [oapia@dc.gov](mailto:oapia@dc.gov) | phone: 202.727.3120 | address: 441 4th St. NW, Suite 721 North, Washington, DC 20001

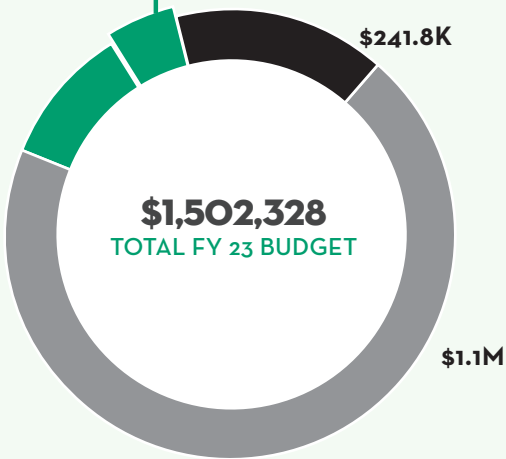
The mission of the Office on Asian and Pacific Islander Affairs (OAPIA) is to improve the quality of life for District Asian Americans and Pacific Islanders through advocacy and engagement.

**\$77,945**

FY 23 SPENDING GOAL

Goal: \$77.9K

Total: \$155.9K



- Personnel and Fixed Costs (not subject to SBE spending goal)
- Expenditures that are not SBE eligible
- Planned Acquisitions: SBE Eligible (50% = Goal)

Review SBE goal calculation formula and agency budget details at [greenbookdc.com](http://greenbookdc.com).

### FY23 PLANNED ACQUISITIONS (SELECT HIGHLIGHTS)

This agency's FY23 Planned Acquisitions total approximately \$155,890, which may include potential opportunities for SBEs. Review all FY23 Planned Acquisitions at [greenbookdc.com](http://greenbookdc.com). This agency has no new planned acquisitions that have not already been awarded.


### POTENTIAL BUSINESS GROWTH OPPORTUNITIES

These are examples of "Expenditures that are not SBE eligible" (special exceptions depicted in the gray slice of the FY23 chart to the left) where contracts are currently in place or the agencies determined that SBE capacity was not available.

PRODUCT/SERVICE	TOTAL
Cultural Administration and Promotion Services	\$15,000

### SPENDING WITH SBES

The Fiscal Year 2022 SBE Expenditures are based on transactions recorded to the Office of the Chief Financial Officer's System of Accounting Record (SOAR) as of November 1, 2022. These expenditures are preliminary and unaudited and are subject to change. To view the final audited amounts and additional details about FY19, FY20, FY21 and FY22 SBE spending, visit [greenbookdc.com](http://greenbookdc.com).



For definitions and details about the information on this page, please refer to pages 30-36. Visit the companion web site [greenbookdc.com](http://greenbookdc.com) for the most current data, reports and contracting assistance resources. Dollar figures displayed have been rounded accordingly

website: [ola.dc.gov](http://ola.dc.gov) | email: [ola@dc.gov](mailto:ola@dc.gov) | phone: 202.671.2825 | address: 2000 14th St. NW, Suite 206, Washington, DC 20009

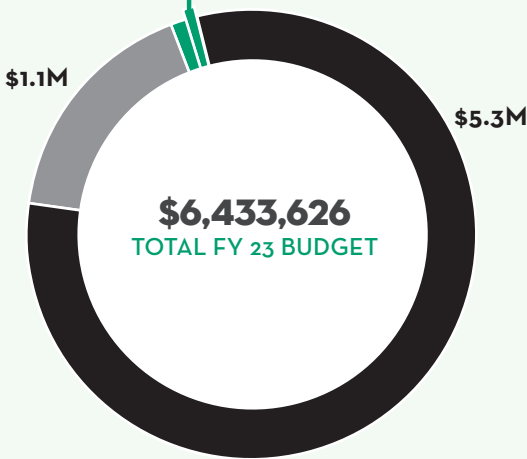
The mission of the Mayor's Office on Latino Affairs (MOLA) is to improve the quality of life of the District's Latino residents by addressing a broad range of social and economic needs through strategic management of public and private partnerships, expertise on policy, community relations, civic engagement, and community-based grants.

**\$29,792**

FY 23 SPENDING GOAL

Goal: \$29.8K

Total: \$59.6K



- Personnel and Fixed Costs (not subject to SBE spending goal)
- Expenditures that are not SBE eligible
- Planned Acquisitions: SBE Eligible (50% = Goal)

Review SBE goal calculation formula and agency budget details at [greenbookdc.com](http://greenbookdc.com).

### FY23 PLANNED ACQUISITIONS (SELECT HIGHLIGHTS)

This agency's FY23 Planned Acquisitions total approximately \$59,585, which may include potential opportunities for SBEs. Review all FY23 Planned Acquisitions at [greenbookdc.com](http://greenbookdc.com). This agency has no new planned acquisitions that have not already been awarded.

### POTENTIAL BUSINESS GROWTH OPPORTUNITIES

These are examples of "Expenditures that are not SBE eligible" (special exceptions depicted in the gray slice of the FY23 chart to the left) where contracts are currently in place or the agencies determined that SBE capacity was not available.

There were no potential growth opportunities where CBEs were deemed not available/qualified as of the date this document was printed. Please visit [greenbookdc.com](http://greenbookdc.com) for more information.

### SPENDING WITH SBES

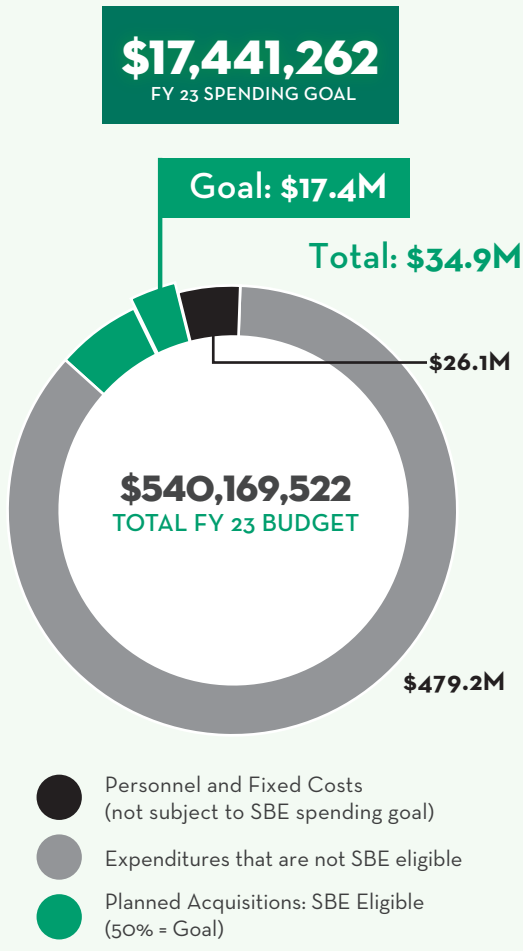
The Fiscal Year 2022 SBE Expenditures are based on transactions recorded to the Office of the Chief Financial Officer's System of Accounting Record (SOAR) as of November 1, 2022. These expenditures are preliminary and unaudited and are subject to change. To view the final audited amounts and additional details about FY19, FY20, FY21 and FY22 SBE spending, visit [greenbookdc.com](http://greenbookdc.com).



For definitions and details about the information on this page, please refer to pages 30-36. Visit the companion web site [greenbookdc.com](http://greenbookdc.com) for the most current data, reports and contracting assistance resources. Dollar figures displayed have been rounded accordingly

website: [mpdc.dc.gov](http://mpdc.dc.gov) | email: [mpd@dc.gov](mailto:mpd@dc.gov) | phone: 202.727.9099 | address: 300 Indiana Ave. NW, Washington, DC 20001

The mission of the Metropolitan Police Department (MPD) is to safeguard the District of Columbia and protect its residents and visitors with the highest regard for the sanctity of human life. We will strive at all times to accomplish our mission with a focus on service, integrity, and fairness by upholding our city's motto, *Justitia Omnibus - Justice for All*.



Review SBE goal calculation formula and agency budget details at [greenbookdc.com](http://greenbookdc.com).

## FY23 PLANNED ACQUISITIONS (SELECT HIGHLIGHTS)

This agency's FY23 Planned Acquisitions total approximately \$34,882,523, which may include potential opportunities for SBEs. Review all FY23 Planned Acquisitions at [greenbookdc.com](http://greenbookdc.com). New planned acquisitions only.

PRODUCT/SERVICE	NIPG CODES	PRODUCT/SERVICE	NIPG CODES
<b>Apparel</b>		<b>Supplies: Office Supplies</b>	
Coats, Uniform, Dress, Police, 100% Cotton	200-86-25	Miscellaneous Promotional Items, Imprinted	037-52-56
<b>Communications</b>		<b>Technology</b>	
Public Information Services (Incl. Press Releases)	915-73-00	Application Software, Minicomputer	209-13-00
<b>Equipment</b>		Data Processing, Computer, Programming, and Software Services	920-00-00
Repair and Refurbishing Services, Video Imaging and Surveillance (CCTV) Camera (Traffic Control)	939-84-62	Programming Services, Computer Maintenance and Support, Software, Mainframe	920-40-00 920-45-31
<b>Human Resources</b>		<b>Transportation</b>	
Background Checks	961-30-16	Consoles, Patrol Vehicle, Floor	055-16-20
<b>Professional Services</b>		Police Vehicles	071-05-40
Diving Services	962-26-00	Motors, Inboard, Diesel, Marine	120-58-00
		Communications Systems	
		Maintenance and Repair, Vehicle	928-27-00

## POTENTIAL BUSINESS GROWTH OPPORTUNITIES

These are examples of "Expenditures that are not SBE eligible" (special exceptions depicted in the gray slice of the FY23 chart to the left) where contracts are currently in place or the agencies determined that SBE capacity was not available.

PRODUCT/SERVICE	TOTAL	PRODUCT/SERVICE	TOTAL
Automobiles, Police and Security Equipped	\$8,257,540	Polygraph Testing Services	\$600,000
Automobile/Passenger Vehicle Maintenance and Repair	\$4,845,398	Police Training and Instructional Aids	\$480,000
Video Camera-Recorders, Accessories and Parts	\$4,219,201	Employment Agency and Search Firm Services	\$110,000
Uniforms, Blended Fabric	\$2,500,000	Software Maintenance/Support	\$95,176

## SPENDING WITH SBES

The Fiscal Year 2022 SBE Expenditures are based on transactions recorded to the Office of the Chief Financial Officer's System of Accounting Record (SOAR) as of November 1, 2022. These expenditures are preliminary and unaudited and are subject to change. To view the final audited amounts and additional details about FY19, FY20, FY21 and FY22 SBE spending, visit [greenbookdc.com](http://greenbookdc.com).



For definitions and details about the information on this page, please refer to pages 30-36. Visit the companion web site [greenbookdc.com](http://greenbookdc.com) for the most current data, reports and contracting assistance resources. Dollar figures displayed have been rounded accordingly.

# NOT-FOR-PROFIT HOSPITAL CORPORATION SUBSIDY, UNITED MEDICAL CENTER

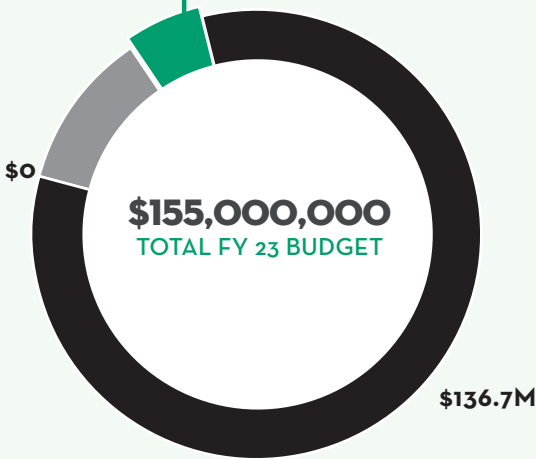
website: [unitedmedicaldc.com](http://unitedmedicaldc.com) | email: [help@unitedmedicaldc.com](mailto:help@unitedmedicaldc.com) | phone: 202.574.6000 | address: 1310 Southern Ave. SE, Washington, DC 20032

The mission of the Not-For-Profit Hospital Corporation (NFPHC) is dedicated to the health and well-being of individuals and communities entrusted to our care. NFPHC will be an efficient, high value, patient-focused provider of high-quality healthcare to improve the lives of District residents. We will employ innovative approaches that yield excellent experiences and will empower healthcare professionals as they work to care for our patients. We will pursue this vision through collaboration with other providers and as part of a larger District-based delivery system.

**\$9,143,000**  
FY 23 SPENDING GOAL

Goal: \$9.1M

Total: \$18.3M



- Personnel and Fixed Costs (not subject to SBE spending goal)
- Expenditures that are not SBE eligible
- Planned Acquisitions: SBE Eligible (50% = Goal)

Review SBE goal calculation formula and agency budget details at [greenbookdc.com](http://greenbookdc.com).

## FY23 PLANNED ACQUISITIONS (SELECT HIGHLIGHTS)

This agency's FY23 Planned Acquisitions total approximately \$18,286,000, which may include potential opportunities for SBEs. Review all FY23 Planned Acquisitions at [greenbookdc.com](http://greenbookdc.com). This agency has no new planned acquisitions that have not already been awarded.

## POTENTIAL BUSINESS GROWTH OPPORTUNITIES

These are examples of "Expenditures that are not SBE eligible" (special exceptions depicted in the gray slice of the FY23 chart to the left) where contracts are currently in place or the agencies determined that SBE capacity was not available.

PRODUCT/SERVICE	TOTAL
Hospital Services, Inpatient and Outpatient	\$39,537,000
Nursing Services	\$11,900,000
Medical Equipment and Supplies	\$11,028,000
Insurance and Risk Management Services	\$5,700,000

## SPENDING WITH SBES

The Fiscal Year 2022 SBE Expenditures are based on transactions recorded to the Office of the Chief Financial Officer's System of Accounting Record (SOAR) as of November 1, 2022. These expenditures are preliminary and unaudited and are subject to change. To view the final audited amounts and additional details about FY19, FY20, FY21 and FY22 SBE spending, visit [greenbookdc.com](http://greenbookdc.com).



For definitions and details about the information on this page, please refer to pages 30-36. Visit the companion web site [greenbookdc.com](http://greenbookdc.com) for the most current data, reports and contracting assistance resources. Dollar figures displayed have been rounded accordingly

website: [oah.dc.gov](http://oah.dc.gov) | email: | phone: 202.442.9094 | address: 441 4th St. NW, Suite 450 North, Washington, DC 20001

The mission of the Office of Administrative Hearings (OAH) is to provide the District of Columbia's citizens and government agencies with a fair, efficient, and effective forum to manage and resolve administrative disputes.

**\$410,866**

FY 23 SPENDING GOAL

Goal: \$410.9K

Total: \$821.7K

\$526.9K

**\$11,991,337**

TOTAL FY 23 BUDGET

\$10.6M

- Personnel and Fixed Costs (not subject to SBE spending goal)
- Expenditures that are not SBE eligible
- Planned Acquisitions: SBE Eligible (50% = Goal)

Review SBE goal calculation formula and agency budget details at [greenbookdc.com](http://greenbookdc.com).

## FY23 PLANNED ACQUISITIONS (SELECT HIGHLIGHTS)

This agency's FY23 Planned Acquisitions total approximately \$821,732, which may include potential opportunities for SBEs. Review all FY23 Planned Acquisitions at [greenbookdc.com](http://greenbookdc.com). New planned acquisitions only.

PRODUCT/SERVICE	NIPG CODES	PRODUCT/SERVICE	NIPG CODES
<b>Document Management</b>		<b>Professional Services</b>	
Shredding Services, Computer Components and Peripherals	920-50-00	Moving/Relocation Consulting Service	918-80-00
<b>Equipment</b>		Transcription Services, Medical, Professional	961-72-52
Dictating Machine Maintenance and Repair	939-35-00	Translation Services, Multiple Languages	961-75-50
Photocopiers, Rental or Lease, New Or Remanufactured, Configuration 8	985-26-59	<b>Supplies: Office Supplies</b>	
<b>Human Resources</b>		Dispensers, for Fan-Folded Post-It Notes, Plastic	615-33-21
Employment Agency Services for the Hiring of Temporary Personnel	961-30-23	<b>Technology</b>	
<b>Legal Services</b>		License, Application Software (Microcomputer)	208-11-49
Legal Services Including Research Time, Travel Time, Testifying Time, Meals, Etc.	961-50-40		

## POTENTIAL BUSINESS GROWTH OPPORTUNITIES

These are examples of "Expenditures that are not SBE eligible" (special exceptions depicted in the gray slice of the FY23 chart to the left) where contracts are currently in place or the agencies determined that SBE capacity was not available.

PRODUCT/SERVICE	TOTAL
Legal Consulting	\$200,000

## SPENDING WITH SBES

The Fiscal Year 2022 SBE Expenditures are based on transactions recorded to the Office of the Chief Financial Officer's System of Accounting Record (SOAR) as of November 1, 2022. These expenditures are preliminary and unaudited and are subject to change. To view the final audited amounts and additional details about FY19, FY20, FY21 and FY22 SBE spending, visit [greenbookdc.com](http://greenbookdc.com).

FY19		\$366K
FY20		\$505K
FY21		\$558.7K
FY22		\$510.1K

For definitions and details about the information on this page, please refer to pages 30-36. Visit the companion web site [greenbookdc.com](http://greenbookdc.com) for the most current data, reports and contracting assistance resources. Dollar figures displayed have been rounded accordingly

website: [entertainment.dc.gov](http://entertainment.dc.gov) | email: [entertainment@dc.gov](mailto:entertainment@dc.gov) | phone: 202.671.0066 | address: 1899 9th St. NE, Washington, DC 20018

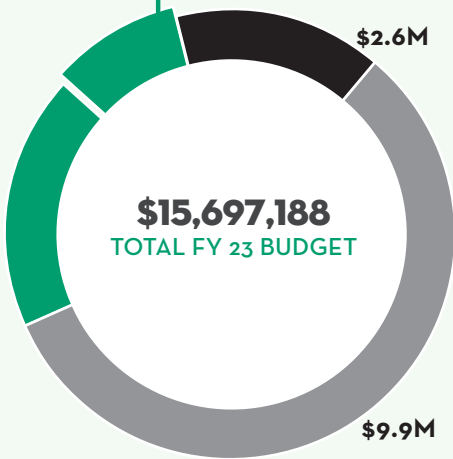
The mission of the Office of Cable Television, Film, Music, and Entertainment (OCTFME) is to produce and broadcast programming for the District of Columbia's public, educational, and government access (PEG) cable channels; regulate the District of Columbia's cable television service providers; provide customer service for cable subscribers; and support a sustainable creative economy and labor market in the District of Columbia.

**\$1,594,828**

FY 23 SPENDING GOAL

Goal: \$1.6M

Total: \$3.2M



- Personnel and Fixed Costs (not subject to SBE spending goal)
- Expenditures that are not SBE eligible
- Planned Acquisitions: SBE Eligible (50% = Goal)

Review SBE goal calculation formula and agency budget details at [greenbookdc.com](http://greenbookdc.com).

## FY23 PLANNED ACQUISITIONS (SELECT HIGHLIGHTS)

This agency's FY23 Planned Acquisitions total approximately \$3,189,657, which may include potential opportunities for SBEs. Review all FY23 Planned Acquisitions at [greenbookdc.com](http://greenbookdc.com). New planned acquisitions only.

PRODUCT/SERVICE	NIPG CODES	PRODUCT/SERVICE	NIPG CODES
<b>Communications</b>		<b>Human Resources</b>	
Communications and Media Related Services	915-00-00	Talent Agency Services	961-71-00
Advertising/Public Relations	915-03-00	<b>Professional Services</b>	
Captioned Services For the Hearing Impaired	915-25-00	Administrative Support, Consulting Services	918-06-10
<b>Document Management</b>		<b>Professional Services</b>	
Printing, Silk Screen	966-84-29	Translation Services, Spanish To English	961-75-52
<b>Educational Services</b>		<b>Supplies: Office Supplies</b>	
Educational/Training Services	924-00-00	Accessories, Desk	615-33-01
<b>Event Management</b>		<b>Technology</b>	
Event Planning Services	962-34-00	Internet and Web Site Software For Main Frame Computers	209-54-00
<b>Facility Maintenance</b>		<b>Transportation</b>	
Building Structures, Securing.	910-62-27	Signage, Advertising Type (Interior and Exterior)	557-62-00
<b>Human Resources</b>			
Employment Agency Services for the Hiring of Temporary Personnel	961-30-23		

## POTENTIAL BUSINESS GROWTH OPPORTUNITIES

These are examples of "Expenditures that are not SBE eligible" (special exceptions depicted in the gray slice of the FY23 chart to the left) where contracts are currently in place or the agencies determined that SBE capacity was not available.

PRODUCT/SERVICE	TOTAL	PRODUCT/SERVICE	TOTAL
Captioned Services for the Hearing Impaired	\$171,520	Project Management Services	\$42,243
Marketing Services	\$115,760	Support Services, Computer	\$29,990
Legal Consulting	\$75,000		
Automobile/Passenger Vehicle Maintenance and Repair	\$46,108		

## SPENDING WITH SBES

The Fiscal Year 2022 SBE Expenditures are based on transactions recorded to the Office of the Chief Financial Officer's System of Accounting Record (SOAR) as of November 1, 2022. These expenditures are preliminary and unaudited and are subject to change. To view the final audited amounts and additional details about FY19, FY20, FY21 and FY22 SBE spending, visit [greenbookdc.com](http://greenbookdc.com).



For definitions and details about the information on this page, please refer to pages 30-36. Visit the companion web site [greenbookdc.com](http://greenbookdc.com) for the most current data, reports and contracting assistance resources. Dollar figures displayed have been rounded accordingly.

website: [ocf.dc.gov](http://ocf.dc.gov) | email: [ocf@dc.gov](mailto:ocf@dc.gov) | phone: 202.671.0547 | address: 1015 Half St. SE, Suite 775, Washington, DC 20003

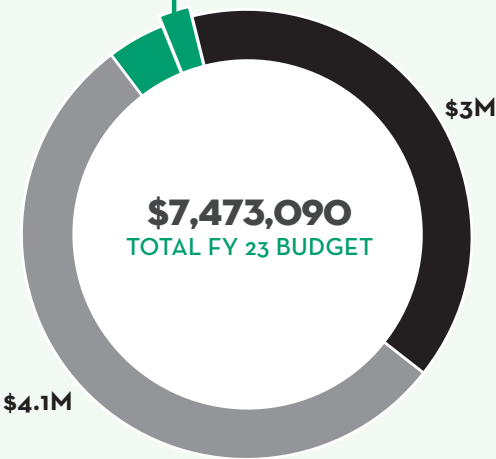
The mission of the Office of Campaign Finance (OCF) is to regulate and provide public disclosure of the conduct, activities, and financial operations of candidates, political committees, political action committees, independent expenditure committees, and constituent service and statehood fund programs to ensure public trust in the integrity of the election process and government service. The Office of Campaign Finance must also fairly administer and enforce the provisions of the Fair Elections Amendment Act of 2018, which provides for the public financing of campaign operations.

**\$161,022**

FY 23 SPENDING GOAL

Goal: \$161K

Total: \$322K



- Personnel and Fixed Costs (not subject to SBE spending goal)
- Expenditures that are not SBE eligible
- Planned Acquisitions: SBE Eligible (50% = Goal)

Review SBE goal calculation formula and agency budget details at [greenbookdc.com](http://greenbookdc.com).

### FY23 PLANNED ACQUISITIONS (SELECT HIGHLIGHTS)

This agency's FY23 Planned Acquisitions total approximately \$322,045, which may include potential opportunities for SBEs. Review all FY23 Planned Acquisitions at [greenbookdc.com](http://greenbookdc.com). This agency has no new planned acquisitions that have not already been awarded.

### POTENTIAL BUSINESS GROWTH OPPORTUNITIES

These are examples of "Expenditures that are not SBE eligible" (special exceptions depicted in the gray slice of the FY23 chart to the left) where contracts are currently in place or the agencies determined that SBE capacity was not available.

There were no potential growth opportunities where CBEs were deemed not available/qualified as of the date this document was printed. Please visit [greenbookdc.com](http://greenbookdc.com) for more information.

### SPENDING WITH SBES

The Fiscal Year 2022 SBE Expenditures are based on transactions recorded to the Office of the Chief Financial Officer's System of Accounting Record (SOAR) as of November 1, 2022. These expenditures are preliminary and unaudited and are subject to change. To view the final audited amounts and additional details about FY19, FY20, FY21 and FY22 SBE spending, visit [greenbookdc.com](http://greenbookdc.com).

FY19		\$305.7K
FY20		\$470.3K
FY21		\$156K
FY22		\$472.8K

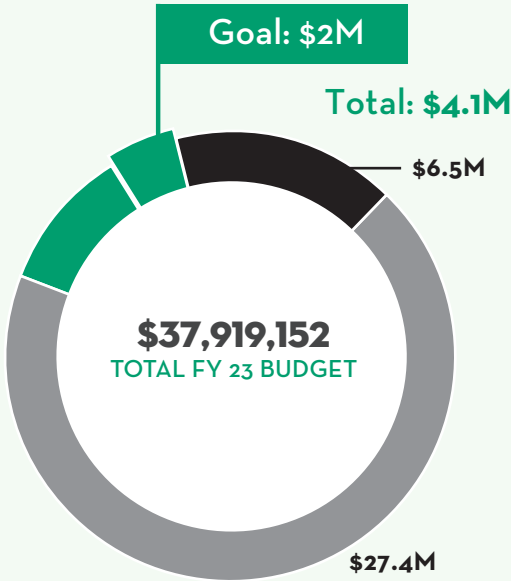
For definitions and details about the information on this page, please refer to pages 30-36. Visit the companion web site [greenbookdc.com](http://greenbookdc.com) for the most current data, reports and contracting assistance resources. Dollar figures displayed have been rounded accordingly



website: [ocp.dc.gov](http://ocp.dc.gov) | email: [ocp@dc.gov](mailto:ocp@dc.gov) | phone: 202.727.0252 | address: 441 4th St. NW, Suite 330 South, Washington, DC 20001

The Office of Contracting and Procurement’s (OCP) mission is to procure quality goods and services through a streamlined procurement process that is transparent and responsive to the needs of government agencies and the public, and ensures all purchases are conducted fairly and impartially.

**\$2,039,647**  
FY 23 SPENDING GOAL



- Personnel and Fixed Costs (not subject to SBE spending goal)
- Expenditures that are not SBE eligible
- Planned Acquisitions: SBE Eligible (50% = Goal)

Review SBE goal calculation formula and agency budget details at [greenbookdc.com](http://greenbookdc.com).

### FY23 PLANNED ACQUISITIONS (SELECT HIGHLIGHTS)

This agency’s FY23 Planned Acquisitions total approximately \$4,079,294, which may include potential opportunities for SBEs. Review all FY23 Planned Acquisitions at [greenbookdc.com](http://greenbookdc.com). This agency has no new planned acquisitions that have not already been awarded.

### POTENTIAL BUSINESS GROWTH OPPORTUNITIES

These are examples of “Expenditures that are not SBE eligible” (special exceptions depicted in the gray slice of the FY23 chart to the left) where contracts are currently in place or the agencies determined that SBE capacity was not available.

PRODUCT/SERVICE	TOTAL
IT Consulting	\$6,486,771

### SPENDING WITH SBES

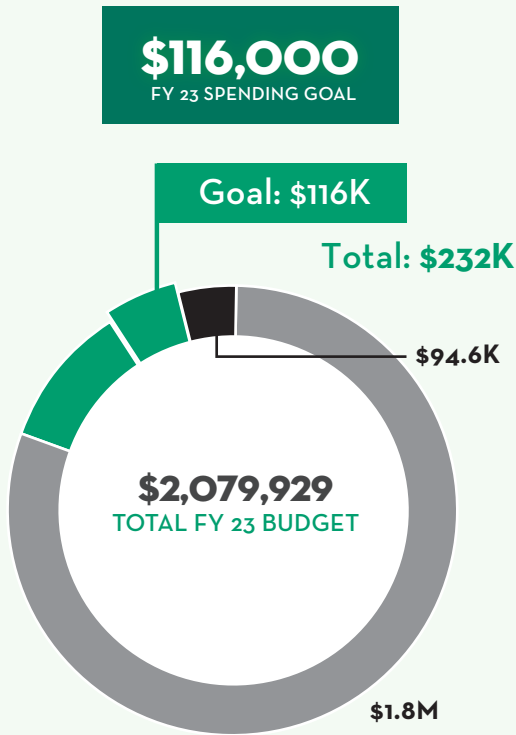
The Fiscal Year 2022 SBE Expenditures are based on transactions recorded to the Office of the Chief Financial Officer’s System of Accounting Record (SOAR) as of November 1, 2022. These expenditures are preliminary and unaudited and are subject to change. To view the final audited amounts and additional details about FY19, FY20, FY21 and FY22 SBE spending, visit [greenbookdc.com](http://greenbookdc.com).



For definitions and details about the information on this page, please refer to pages 30-36. Visit the companion web site [greenbookdc.com](http://greenbookdc.com) for the most current data, reports and contracting assistance resources. Dollar figures displayed have been rounded accordingly

website: [odr.dc.gov](http://odr.dc.gov) | email: [odr@dc.gov](mailto:odr@dc.gov) | phone: 202.724.5055 | address: 441 4th St. NW, Suite 729 North, Washington, DC 20001

The mission of the Office of Disability Rights (ODR) is to ensure that every program, service, benefit, and activity operated or funded by the District of Columbia is fully accessible to, and usable by, qualified people with disabilities, with or without reasonable accommodations or modifications.



- Personnel and Fixed Costs (not subject to SBE spending goal)
- Expenditures that are not SBE eligible
- Planned Acquisitions: SBE Eligible (50% = Goal)

Review SBE goal calculation formula and agency budget details at [greenbookdc.com](http://greenbookdc.com).

### FY23 PLANNED ACQUISITIONS (SELECT HIGHLIGHTS)

This agency's FY23 Planned Acquisitions total approximately \$231,999, which may include potential opportunities for SBEs. Review all FY23 Planned Acquisitions at [greenbookdc.com](http://greenbookdc.com). This agency has no new planned acquisitions that have not already been awarded.

### POTENTIAL BUSINESS GROWTH OPPORTUNITIES

These are examples of "Expenditures that are not SBE eligible" (special exceptions depicted in the gray slice of the FY23 chart to the left) where contracts are currently in place or the agencies determined that SBE capacity was not available.

There were no potential growth opportunities where CBEs were deemed not available/qualified as of the date this document was printed. Please visit [greenbookdc.com](http://greenbookdc.com) for more information.

### SPENDING WITH SBES

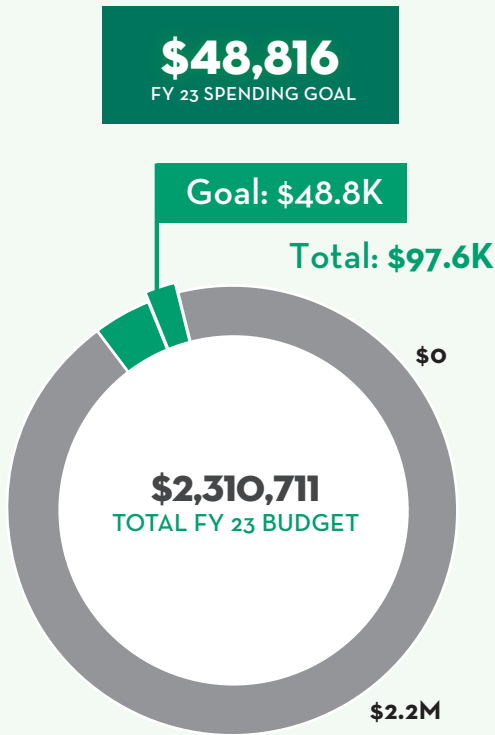
The Fiscal Year 2022 SBE Expenditures are based on transactions recorded to the Office of the Chief Financial Officer's System of Accounting Record (SOAR) as of November 1, 2022. These expenditures are preliminary and unaudited and are subject to change. To view the final audited amounts and additional details about FY19, FY20, FY21 and FY22 SBE spending, visit [greenbookdc.com](http://greenbookdc.com).

FY19		\$199.7K
FY20		\$229.5K
FY21		\$231.3K
FY22		\$332.1K

For definitions and details about the information on this page, please refer to pages 30-36. Visit the companion web site [greenbookdc.com](http://greenbookdc.com) for the most current data, reports and contracting assistance resources. Dollar figures displayed have been rounded accordingly

website: [oea.dc.gov](http://oea.dc.gov) | email: | phone: 202.727.0004 | address: 955 L'Enfant Plaza SW, Suite 2500, Washington, DC 20024

The mission of the Office of Employee Appeals (OEA) is to render impartial, legally sufficient, and timely decisions on appeals filed by District of Columbia government employees. OEA has jurisdiction over appeals in which an employee has been removed as a result of an adverse action for cause, placed on enforced leave for 10 days or more, suspended for 10 days or more, reduced in grade, or been subjected to a reduction in force.



- Personnel and Fixed Costs (not subject to SBE spending goal)
- Expenditures that are not SBE eligible
- Planned Acquisitions: SBE Eligible (50% = Goal)

Review SBE goal calculation formula and agency budget details at [greenbookdc.com](http://greenbookdc.com).

### FY23 PLANNED ACQUISITIONS (SELECT HIGHLIGHTS)

This agency's FY23 Planned Acquisitions total approximately \$97,632, which may include potential opportunities for SBEs. Review all FY23 Planned Acquisitions at [greenbookdc.com](http://greenbookdc.com). New planned acquisitions only.

PRODUCT/SERVICE	NIPG CODES
<b>Equipment</b>	
Tape, Instant Recording Cassette: Leaderless For Dictation, Interviewing Etc.	803-75-85
<b>Technology</b>	
Servers, Microcomputer (Application, Database, File, Mail, Network, Web, Etc.)	204-91-00

### POTENTIAL BUSINESS GROWTH OPPORTUNITIES

These are examples of "Expenditures that are not SBE eligible" (special exceptions depicted in the gray slice of the FY23 chart to the left) where contracts are currently in place or the agencies determined that SBE capacity was not available.

There were no potential growth opportunities where CBEs were deemed not available/qualified as of the date this document was printed. Please visit [greenbookdc.com](http://greenbookdc.com) for more information.

### SPENDING WITH SBES

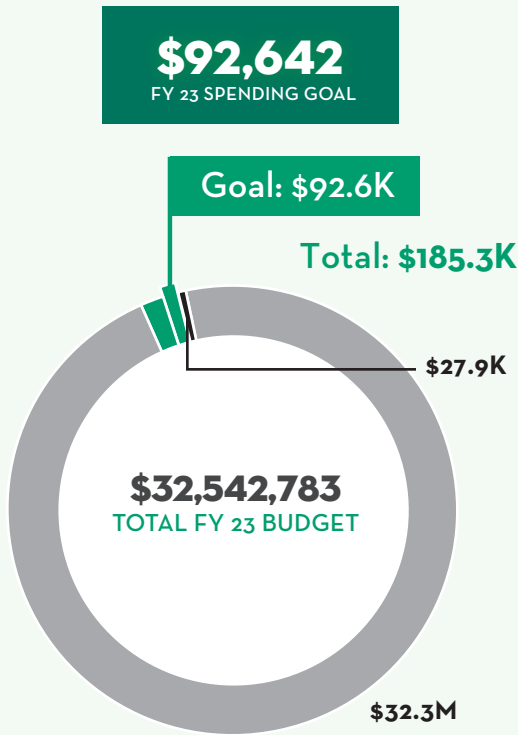
The Fiscal Year 2022 SBE Expenditures are based on transactions recorded to the Office of the Chief Financial Officer's System of Accounting Record (SOAR) as of November 1, 2022. These expenditures are preliminary and unaudited and are subject to change. To view the final audited amounts and additional details about FY19, FY20, FY21 and FY22 SBE spending, visit [greenbookdc.com](http://greenbookdc.com).

FY19		<b>\$59.2K</b>
FY20		<b>\$21.1K</b>
FY21		<b>\$64.6K</b>
FY22		<b>\$57.9K</b>

For definitions and details about the information on this page, please refer to pages 30-36. Visit the companion web site [greenbookdc.com](http://greenbookdc.com) for the most current data, reports and contracting assistance resources. Dollar figures displayed have been rounded accordingly

website: <https://cfo.dc.gov/publication/2020-aso-office-finance-and-resource-management> | email: [ocfo@dc.gov](mailto:ocfo@dc.gov) | phone: 202.727.2476 | address: 1350 Pennsylvania Ave. NW, Suite 203, Washington, DC 20004

The mission of the Office of Finance and Resource Management (OFRM) is to provide financial and resource management services to various District of Columbia government agencies. OFRM will promote the effective management of the District's resources by continuously seeking improvements in operational efficiency on behalf of the government and the residents of the District.



- Personnel and Fixed Costs (not subject to SBE spending goal)
- Expenditures that are not SBE eligible
- Planned Acquisitions: SBE Eligible (50% = Goal)

Review SBE goal calculation formula and agency budget details at [greenbookdc.com](https://greenbookdc.com).

### FY23 PLANNED ACQUISITIONS (SELECT HIGHLIGHTS)

This agency's FY23 Planned Acquisitions total approximately \$185,284, which may include potential opportunities for SBEs. Review all FY23 Planned Acquisitions at [greenbookdc.com](https://greenbookdc.com). New planned acquisitions only.

PRODUCT/SERVICE	NIPG CODES
<b>Financial Services</b>	
Accounting/Auditing/Budget	
Consulting Services	918-04-05

### POTENTIAL BUSINESS GROWTH OPPORTUNITIES

These are examples of "Expenditures that are not SBE eligible" (special exceptions depicted in the gray slice of the FY23 chart to the left) where contracts are currently in place or the agencies determined that SBE capacity was not available.

There were no potential growth opportunities where CBEs were deemed not available/qualified as of the date this document was printed. Please visit [greenbookdc.com](https://greenbookdc.com) for more information.

### SPENDING WITH SBES

The Fiscal Year 2022 SBE Expenditures are based on transactions recorded to the Office of the Chief Financial Officer's System of Accounting Record (SOAR) as of November 1, 2022. These expenditures are preliminary and unaudited and are subject to change. To view the final audited amounts and additional details about FY19, FY20, FY21 and FY22 SBE spending, visit [greenbookdc.com](https://greenbookdc.com).



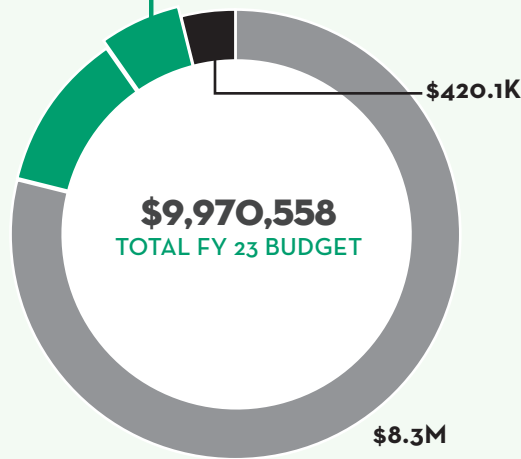
For definitions and details about the information on this page, please refer to pages 30-36. Visit the companion web site [greenbookdc.com](https://greenbookdc.com) for the most current data, reports and contracting assistance resources. Dollar figures displayed have been rounded accordingly

**\$606,113**

FY 23 SPENDING GOAL

Goal: \$606.1K

Total: \$1.2M



- Personnel and Fixed Costs (not subject to SBE spending goal)
- Expenditures that are not SBE eligible
- Planned Acquisitions: SBE Eligible (50% = Goal)

Review SBE goal calculation formula and agency budget details at [greenbookdc.com](http://greenbookdc.com).

## FY23 PLANNED ACQUISITIONS (SELECT HIGHLIGHTS)

This agency's FY23 Planned Acquisitions total approximately \$1,212,227, which may include potential opportunities for SBEs. Review all FY23 Planned Acquisitions at [greenbookdc.com](http://greenbookdc.com). New planned acquisitions only.

PRODUCT/SERVICE	NIPG CODES	PRODUCT/SERVICE	NIPG CODES
<b>Communications</b>		Moving Services	962-56-00
Public Awareness Programs	915-73-56	<b>Supplies: Furniture</b>	
<b>Educational Services</b>		Furnishings Maintenance and Repair (All Kinds)	931-43-00
In-Service Training (For Employees)	924-35-00	<b>Supplies: Office Supplies</b>	
<b>Human Services</b>		Labels, Data Processing, General Purpose, Self-Adhesive	615-51-25
Discrimination Investigation	952-31-00	Boards, Poster, Recycled, Min. 100% Post Consumer, White, Same Color Both Sides	645-18-26
<b>Legal Services</b>		<b>Technology</b>	
Arbitration, Mediation, and Alternative Dispute Resolution Services	961-05-00	Computer System (CPU, Monitor, and Keyboard)	204-53-27
Professional Court Reporter Services	961-24-58	Project Management Software	209-69-00
Legal Services Including Research Time, Travel Time, Testifying Time, Meals, Etc.	961-50-40	<b>Professional Services</b>	
<b>Professional Services</b>		Administrative Support, Consulting Services	918-06-10

## POTENTIAL BUSINESS GROWTH OPPORTUNITIES

These are examples of "Expenditures that are not SBE eligible" (special exceptions depicted in the gray slice of the FY23 chart to the left) where contracts are currently in place or the agencies determined that SBE capacity was not available.

PRODUCT/SERVICE	TOTAL
IT Consulting	\$300,000
Arbitration, Mediation, and Alternative Dispute Resolution Services	\$50,000

## SPENDING WITH SBES

The Fiscal Year 2022 SBE Expenditures are based on transactions recorded to the Office of the Chief Financial Officer's System of Accounting Record (SOAR) as of November 1, 2022. These expenditures are preliminary and unaudited and are subject to change. To view the final audited amounts and additional details about FY19, FY20, FY21 and FY22 SBE spending, visit [greenbookdc.com](http://greenbookdc.com).



For definitions and details about the information on this page, please refer to pages 30-36. Visit the companion web site [greenbookdc.com](http://greenbookdc.com) for the most current data, reports and contracting assistance resources. Dollar figures displayed have been rounded accordingly.

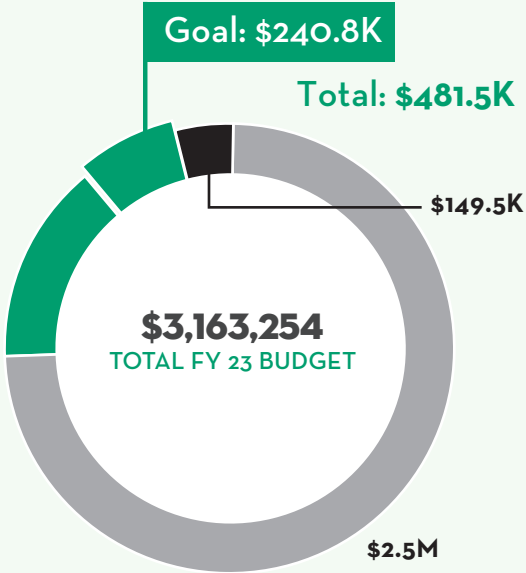
# OFFICE OF LABOR RELATIONS AND COLLECTIVE BARGAINING



website: <https://oca.dc.gov/page/office-labor-relations-and-collective-bargaining> | email: [olrcb.eom@dc.gov](mailto:olrcb.eom@dc.gov) | phone: 202.724.4953 | address: 441 4th Street, NW, Suite 820 North, Washington, DC 20001

The Office of Labor Relations and Collective Bargaining (OLRCB) is a component of the Executive Office of the Mayor (EOM), Office of the City Administrator (OCA). The mission of the OLRCB is to effectively represent the District as the principal management advocate in the administration of a comprehensive labor management program.

**\$240,750**  
FY 23 SPENDING GOAL



- Personnel and Fixed Costs (not subject to SBE spending goal)
- Expenditures that are not SBE eligible
- Planned Acquisitions: SBE Eligible (50% = Goal)

Review SBE goal calculation formula and agency budget details at [greenbookdc.com](https://greenbookdc.com).

## FY23 PLANNED ACQUISITIONS (SELECT HIGHLIGHTS)

This agency's FY23 Planned Acquisitions total approximately \$481,500, which may include potential opportunities for SBEs. Review all FY23 Planned Acquisitions at [greenbookdc.com](https://greenbookdc.com). This agency has no new planned acquisitions that have not already been awarded.

## POTENTIAL BUSINESS GROWTH OPPORTUNITIES

These are examples of "Expenditures that are not SBE eligible" (special exceptions depicted in the gray slice of the FY23 chart to the left) where contracts are currently in place or the agencies determined that SBE capacity was not available.

There were no potential growth opportunities where CBEs were deemed not available/qualified as of the date this document was printed. Please visit [greenbookdc.com](https://greenbookdc.com) for more information.

## SPENDING WITH SBES

The Fiscal Year 2022 SBE Expenditures are based on transactions recorded to the Office of the Chief Financial Officer's System of Accounting Record (SOAR) as of November 1, 2022. These expenditures are preliminary and unaudited and are subject to change. To view the final audited amounts and additional details about FY19, FY20, FY21 and FY22 SBE spending, visit [greenbookdc.com](https://greenbookdc.com).

FY19	Not-monitored
FY20	Not-monitored
FY21	Not-monitored
FY22	\$29.3K

For definitions and details about the information on this page, please refer to pages 30-36. Visit the companion web site [greenbookdc.com](https://greenbookdc.com) for the most current data, reports and contracting assistance resources. Dollar figures displayed have been rounded accordingly

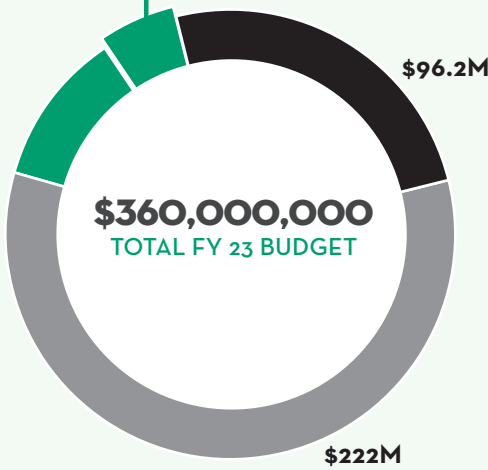
website: [lottery.dc.gov](https://lottery.dc.gov) | email: [info@dclottery.com](mailto:info@dclottery.com) | phone: 202.645.8000 | address: 2235 Shannon Pl. SE, Suite 3040, Washington, DC 20020

The mission of the Office of Lottery and Gaming (OLG) is to provide revenue-generating entertainment through the sale of innovative lottery products and promotions that directly benefit the residents and the economic vitality of the District of Columbia.

**\$20,886,511**  
FY 23 SPENDING GOAL

Goal: \$20.9M

Total: \$41.8M



- Personnel and Fixed Costs (not subject to SBE spending goal)
- Expenditures that are not SBE eligible
- Planned Acquisitions: SBE Eligible (50% = Goal)

Review SBE goal calculation formula and agency budget details at [greenbookdc.com](https://greenbookdc.com).

### FY23 PLANNED ACQUISITIONS (SELECT HIGHLIGHTS)

This agency's FY23 Planned Acquisitions total approximately \$41,773,022, which may include potential opportunities for SBEs. Review all FY23 Planned Acquisitions at [greenbookdc.com](https://greenbookdc.com). New planned acquisitions only.

PRODUCT/SERVICE	NIPG CODES
<b>Equipment</b>	
Lottery Equipment and Supplies	578-53-00

### POTENTIAL BUSINESS GROWTH OPPORTUNITIES

These are examples of "Expenditures that are not SBE eligible" (special exceptions depicted in the gray slice of the FY23 chart to the left) where contracts are currently in place or the agencies determined that SBE capacity was not available.

PRODUCT/SERVICE	TOTAL
Security/Safety Consulting	\$664,142

### SPENDING WITH SBES

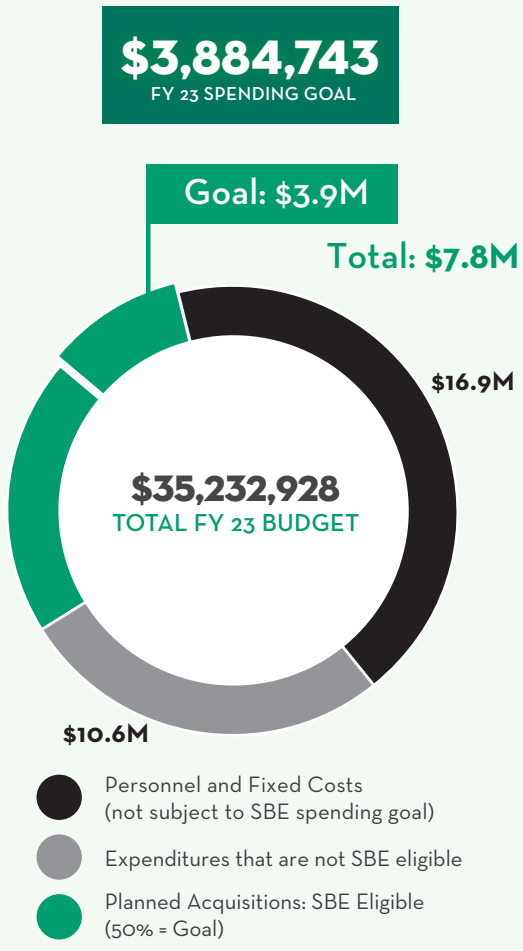
The Fiscal Year 2022 SBE Expenditures are based on transactions recorded to the Office of the Chief Financial Officer's System of Accounting Record (SOAR) as of November 1, 2022. These expenditures are preliminary and unaudited and are subject to change. To view the final audited amounts and additional details about FY19, FY20, FY21 and FY22 SBE spending, visit [greenbookdc.com](https://greenbookdc.com).



For definitions and details about the information on this page, please refer to pages 30-36. Visit the companion web site [greenbookdc.com](https://greenbookdc.com) for the most current data, reports and contracting assistance resources. Dollar figures displayed have been rounded accordingly.

website: [onse.dc.gov](http://onse.dc.gov) | email: [onse@dc.gov](mailto:onse@dc.gov) | phone: 202-807-0440 | address: 100 42nd St. NE, Washington, DC 20019

The mission of the DC Office of Neighborhood Safety and Engagement (ONSE) is to build a community-oriented model for violence prevention and public safety. ONSE employs a strategy rooted in public health, recognizing that crime reduction is not accomplished through law enforcement alone. ONSE programs consolidate violence prevention efforts across agencies in an effort to create a comprehensive violence prevention strategy throughout the District.



Review SBE goal calculation formula and agency budget details at [greenbookdc.com](http://greenbookdc.com).

## FY23 PLANNED ACQUISITIONS (SELECT HIGHLIGHTS)

This agency's FY23 Planned Acquisitions total approximately \$7,769,486, which may include potential opportunities for SBEs. Review all FY23 Planned Acquisitions at [greenbookdc.com](http://greenbookdc.com). New planned acquisitions only.

PRODUCT/SERVICE	NIPG CODES	PRODUCT/SERVICE	NIPG CODES
<b>Arts and Entertainment</b>		<b>Human Services</b>	
Floral Designing and Arranging Services	961-39-00	Human Services Consulting (To Include Mental Health Consulting Services)	918-67-00
<b>Communications</b>		<b>Safety and Security Services</b>	
Audio/Video Production Services Complete	915-09-00	Crime Prevention Services	990-25-00
<b>Construction</b>		Safety Training and Awareness Services	990-77-00
Community Development Consulting	918-27-00	<b>Supplies: Office Supplies</b>	
<b>Educational Services</b>		Office Supplies, General	615-00-00
Education and Training Consulting	918-38-00	<b>Supplies: Textbooks, Publications, and Training Manuals</b>	
<b>Event Management</b>		Display, Exhibit, and Promotional Materials	715-30-00
Event Planning Services	962-34-00	<b>Transportation</b>	
<b>Food Services</b>		Coach, Transit (Touring) Custom	556-70-00
Concessions, Catering, Vending: Mobile and Stationary	961-15-00	Bus Transportation Services, School	962-16-00

## POTENTIAL BUSINESS GROWTH OPPORTUNITIES

These are examples of "Expenditures that are not SBE eligible" (special exceptions depicted in the gray slice of the FY23 chart to the left) where contracts are currently in place or the agencies determined that SBE capacity was not available.

PRODUCT/SERVICE	TOTAL
Crime Prevention Services	\$5,114,482
Mental Health Management Services	\$155,000

## SPENDING WITH SBES

The Fiscal Year 2022 SBE Expenditures are based on transactions recorded to the Office of the Chief Financial Officer's System of Accounting Record (SOAR) as of November 1, 2022. These expenditures are preliminary and unaudited and are subject to change. To view the final audited amounts and additional details about FY19, FY20, FY21 and FY22 SBE spending, visit [greenbookdc.com](http://greenbookdc.com).



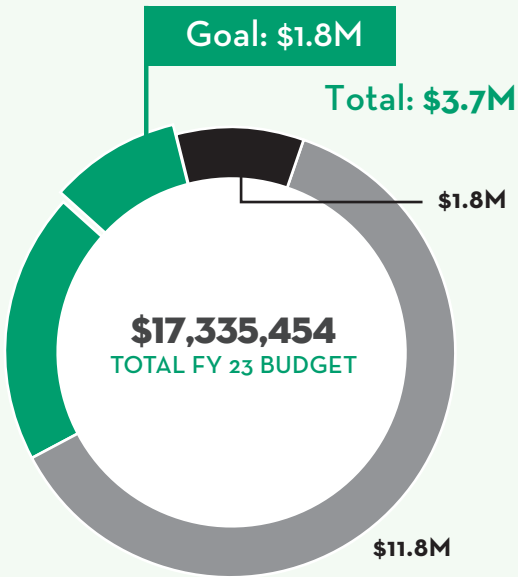
For definitions and details about the information on this page, please refer to pages 30-36. Visit the companion web site [greenbookdc.com](http://greenbookdc.com) for the most current data, reports and contracting assistance resources. Dollar figures displayed have been rounded accordingly.



website: [planning.dc.gov](http://planning.dc.gov) | email: [planning@dc.gov](mailto:planning@dc.gov) | phone: 202.442.7600 | address: 1100 4th St. SW, Suite 650 East, Washington, DC 20024

The Office of Planning (OP) is tasked with planning for the long-term growth of the District of Columbia and to help ensure it reflects our values of an inclusive and vibrant city. We help the District work toward a positive future in which all District residents can thrive, regardless of income, race, age, or background. OP guides development in the District of Columbia's distinctive neighborhoods by engaging stakeholders and residents, performing research and analysis, serving as the steward of our historic resources, and publishing various planning documents, including the Comprehensive Plan.

**\$1,827,269**  
FY 23 SPENDING GOAL



- Personnel and Fixed Costs (not subject to SBE spending goal)
- Expenditures that are not SBE eligible
- Planned Acquisitions: SBE Eligible (50% = Goal)

Review SBE goal calculation formula and agency budget details at [greenbookdc.com](http://greenbookdc.com).

## FY23 PLANNED ACQUISITIONS (SELECT HIGHLIGHTS)

This agency's FY23 Planned Acquisitions total approximately \$3,654,537, which may include potential opportunities for SBEs. Review all FY23 Planned Acquisitions at [greenbookdc.com](http://greenbookdc.com). New planned acquisitions only.

PRODUCT/SERVICE	NIPG CODES
<b>Construction</b>	
Urban Planning Consulting	918-92-90
<b>Technology</b>	
Computer System (CPU, Monitor, and Keyboard)	204-53-27
Software, Microcomputer, Business, Miscellaneous, IBM Compatible	208-20-60

## POTENTIAL BUSINESS GROWTH OPPORTUNITIES

These are examples of "Expenditures that are not SBE eligible" (special exceptions depicted in the gray slice of the FY23 chart to the left) where contracts are currently in place or the agencies determined that SBE capacity was not available.

There were no potential growth opportunities where CBEs were deemed not available/qualified as of the date this document was printed. Please visit [greenbookdc.com](http://greenbookdc.com) for more information.

## SPENDING WITH SBES

The Fiscal Year 2022 SBE Expenditures are based on transactions recorded to the Office of the Chief Financial Officer's System of Accounting Record (SOAR) as of November 1, 2022. These expenditures are preliminary and unaudited and are subject to change. To view the final audited amounts and additional details about FY19, FY20, FY21 and FY22 SBE spending, visit [greenbookdc.com](http://greenbookdc.com).

FY19	\$538.1K
FY20	\$1.3M
FY21	\$271.7K
FY22	\$411.7K

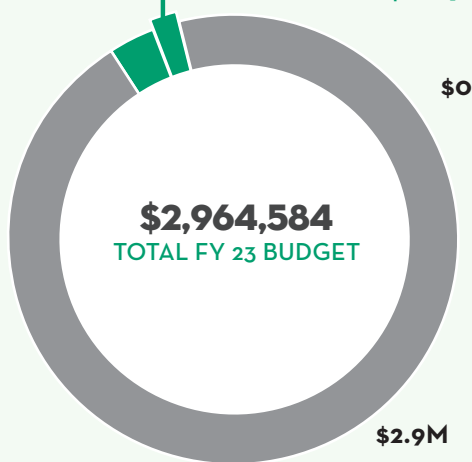
For definitions and details about the information on this page, please refer to pages 30-36. Visit the companion web site [greenbookdc.com](http://greenbookdc.com) for the most current data, reports and contracting assistance resources. Dollar figures displayed have been rounded accordingly

**\$52,087**

FY 23 SPENDING GOAL

Goal: \$52.1K

Total: \$104.2K



- Personnel and Fixed Costs (not subject to SBE spending goal)
- Expenditures that are not SBE eligible
- Planned Acquisitions: SBE Eligible (50% = Goal)

Review SBE goal calculation formula and agency budget details at [greenbookdc.com](http://greenbookdc.com).

## FY23 PLANNED ACQUISITIONS (SELECT HIGHLIGHTS)

This agency's FY23 Planned Acquisitions total approximately \$104,175, which may include potential opportunities for SBEs. Review all FY23 Planned Acquisitions at [greenbookdc.com](http://greenbookdc.com). This agency has no new planned acquisitions that have not already been awarded.

## POTENTIAL BUSINESS GROWTH OPPORTUNITIES

These are examples of "Expenditures that are not SBE eligible" (special exceptions depicted in the gray slice of the FY23 chart to the left) where contracts are currently in place or the agencies determined that SBE capacity was not available.

There were no potential growth opportunities where CBEs were deemed not available/qualified as of the date this document was printed. Please visit [greenbookdc.com](http://greenbookdc.com) for more information.

## SPENDING WITH SBES

The Fiscal Year 2022 SBE Expenditures are based on transactions recorded to the Office of the Chief Financial Officer's System of Accounting Record (SOAR) as of November 1, 2022. These expenditures are preliminary and unaudited and are subject to change. To view the final audited amounts and additional details about FY19, FY20, FY21 and FY22 SBE spending, visit [greenbookdc.com](http://greenbookdc.com).



For definitions and details about the information on this page, please refer to pages 30-36. Visit the companion web site [greenbookdc.com](http://greenbookdc.com) for the most current data, reports and contracting assistance resources. Dollar figures displayed have been rounded accordingly

website: [oag.dc.gov](http://oag.dc.gov) | email: [oag@dc.gov](mailto:oag@dc.gov) | phone: 202.727.3400 | address: 400 6th St. NW, Washington, DC 20001

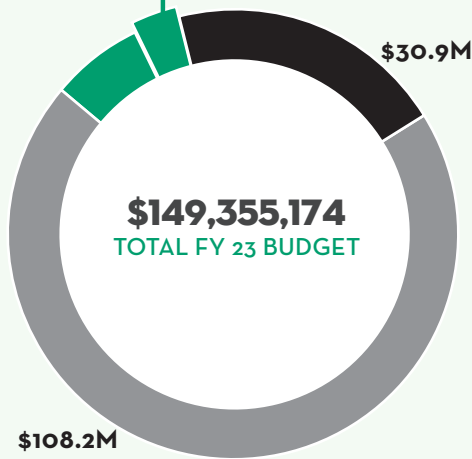
The mission of the Office of the Attorney General (OAG) is to enforce the laws of the District of Columbia, provide legal services to the District government, and independently and objectively pursue the public interest.

**\$5,129,704**

FY 23 SPENDING GOAL

Goal: \$5.1M

Total: \$10.3M



- Personnel and Fixed Costs (not subject to SBE spending goal)
- Expenditures that are not SBE eligible
- Planned Acquisitions: SBE Eligible (50% = Goal)

Review SBE goal calculation formula and agency budget details at [greenbookdc.com](http://greenbookdc.com).

## FY23 PLANNED ACQUISITIONS (SELECT HIGHLIGHTS)

This agency's FY23 Planned Acquisitions total approximately \$10,259,409, which may include potential opportunities for SBEs. Review all FY23 Planned Acquisitions at [greenbookdc.com](http://greenbookdc.com). New planned acquisitions only.

PRODUCT/SERVICE	NIPG CODES	PRODUCT/SERVICE	NIPG CODES
<b>Construction</b>		Transcription Services, Medical, Professional	961-72-52
Blueprinting Services, Miscellaneous	962-14-27	Translation Services, Multiple Languages	961-75-50
<b>Educational Services</b>		<b>Supplies: Office Supplies</b>	
Educational Research Services	924-19-00	Printer Accessories and Supplies	207-72-00
<b>Legal Services</b>		Organizers, Desk Supply	615-33-45
Professional Court Reporter Services	961-24-58	<b>Technology</b>	
Depositions and Expert Witness Testimony	961-50-36	Board Hardware, Visual Communication System, Microcomputer	204-64-10
Legal Services Including Research Time, Travel Time, Testifying Time, Meals, Etc.	961-50-40	Disks, Optical, External	207-30-60
<b>Professional Services</b>		Consulting Services Related to the Implementation of Software	918-29-30
Analytical Studies and Surveys (Consulting)	918-12-00		
Management Consulting Services	918-75-50		

## POTENTIAL BUSINESS GROWTH OPPORTUNITIES

These are examples of "Expenditures that are not SBE eligible" (special exceptions depicted in the gray slice of the FY23 chart to the left) where contracts are currently in place or the agencies determined that SBE capacity was not available.

PRODUCT/SERVICE	TOTAL
Legal Services Including Depositions and Expert Witness Testimony	\$9,197,151
Human Services	\$150,034
Genetic Parentage Testing Services	\$31,857
Passenger Transportation Services	\$10,000

## SPENDING WITH SBES

The Fiscal Year 2022 SBE Expenditures are based on transactions recorded to the Office of the Chief Financial Officer's System of Accounting Record (SOAR) as of November 1, 2022. These expenditures are preliminary and unaudited and are subject to change. To view the final audited amounts and additional details about FY19, FY20, FY21 and FY22 SBE spending, visit [greenbookdc.com](http://greenbookdc.com).

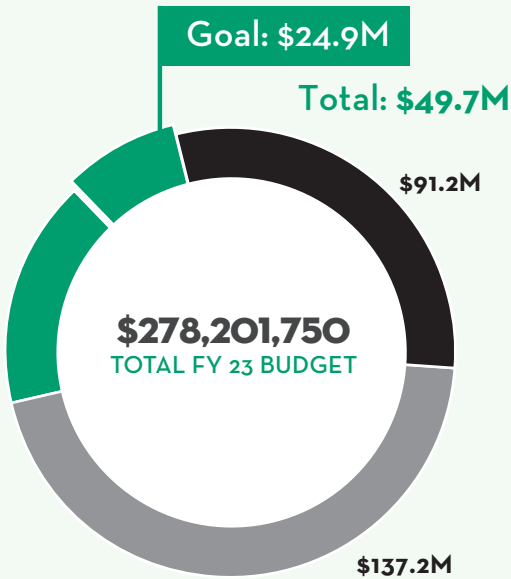


For definitions and details about the information on this page, please refer to pages 30-36. Visit the companion web site [greenbookdc.com](http://greenbookdc.com) for the most current data, reports and contracting assistance resources. Dollar figures displayed have been rounded accordingly.

website: [cfo.dc.gov](http://cfo.dc.gov) | email: [ocfo@dc.gov](mailto:ocfo@dc.gov) | phone: 202.727.2476 | address: 1350 Pennsylvania Ave. NW, Suite 203, Washington, DC 20004

The mission of the Office of the Chief Financial Officer (OCFO) is to provide financial management services to the government and the people of the District of Columbia to sustain the District's long-term fiscal and economic viability.

**\$24,874,010**  
FY 23 SPENDING GOAL



- Personnel and Fixed Costs (not subject to SBE spending goal)
- Expenditures that are not SBE eligible
- Planned Acquisitions: SBE Eligible (50% = Goal)

Review SBE goal calculation formula and agency budget details at [greenbookdc.com](http://greenbookdc.com).

## FY23 PLANNED ACQUISITIONS (SELECT HIGHLIGHTS)

This agency's FY23 Planned Acquisitions total approximately \$49,748,019, which may include potential opportunities for SBEs. Review all FY23 Planned Acquisitions at [greenbookdc.com](http://greenbookdc.com). New planned acquisitions only.

PRODUCT/SERVICE	NIPG CODES
<b>Financial Services</b>	
Accounting/Auditing/Budget Consulting	918-04-00
Auditing Services	946-20-10
Tax Services (Including Tax Preparation, Advisory Services, Etc.)	946-82-00

## POTENTIAL BUSINESS GROWTH OPPORTUNITIES

These are examples of "Expenditures that are not SBE eligible" (special exceptions depicted in the gray slice of the FY23 chart to the left) where contracts are currently in place or the agencies determined that SBE capacity was not available.

PRODUCT/SERVICE	TOTAL	PRODUCT/SERVICE	TOTAL
IT Consulting	\$44,480,342	Budget Consulting	\$409,824
Financial Services	\$18,805,687	Business Management Services	\$241,500
Banking Services	\$18,100,000	Computer Software for Microcomputers	\$26,845
Tax Services	\$2,947,134	Property Management Services	\$26,016
Auditing	\$1,482,956	Human Resources Software	\$9,000
Parking Management Services	\$602,700		
Accounting/Auditing/			

## SPENDING WITH SBES

The Fiscal Year 2022 SBE Expenditures are based on transactions recorded to the Office of the Chief Financial Officer's System of Accounting Record (SOAR) as of November 1, 2022. These expenditures are preliminary and unaudited and are subject to change. To view the final audited amounts and additional details about FY19, FY20, FY21 and FY22 SBE spending, visit [greenbookdc.com](http://greenbookdc.com).

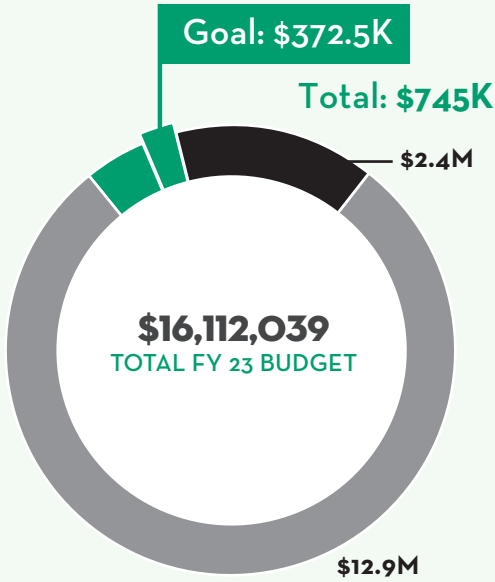


For definitions and details about the information on this page, please refer to pages 30-36. Visit the companion web site [greenbookdc.com](http://greenbookdc.com) for the most current data, reports and contracting assistance resources. Dollar figures displayed have been rounded accordingly.

website: [ocme.dc.gov](http://ocme.dc.gov) | email: [ocme@dc.gov](mailto:ocme@dc.gov) | phone: 202.698.9000 | address: 401 E St. SW, Washington, DC 20024

The mission of the Office of the Chief Medical Examiner (OCME) is to ensure that justice is served and that the health and safety of the public is improved by conducting quality death investigations and certification and providing forensic services for government agencies, health care entities, and grieving families.

**\$372,490**  
FY 23 SPENDING GOAL



- Personnel and Fixed Costs (not subject to SBE spending goal)
- Expenditures that are not SBE eligible
- Planned Acquisitions: SBE Eligible (50% = Goal)

Review SBE goal calculation formula and agency budget details at [greenbookdc.com](http://greenbookdc.com).

## FY23 PLANNED ACQUISITIONS (SELECT HIGHLIGHTS)

This agency's FY23 Planned Acquisitions total approximately \$744,980, which may include potential opportunities for SBEs. Review all FY23 Planned Acquisitions at [greenbookdc.com](http://greenbookdc.com). New planned acquisitions only.

PRODUCT/SERVICE	NIPG CODES	PRODUCT/SERVICE	NIPG CODES
<b>Apparel</b>		<b>Supplies: Medical</b>	
Shirts, Uniform, Men's, Long Sleeve, Polyester/Wool Blend	200-88-74	Bags, Biohazard, Infectious Waste	475-77-13
<b>Equipment</b>		<b>Supplies: Office Supplies</b>	
Instrument Maintenance and Repair (Measuring, Observing and Testing)	938-59-00	Adding Machines	600-05-00
Maintenance of Computer Printers	939-21-36	<b>Technology</b>	
<b>Health Care Services</b>		Computer Hardware and Peripherals for Microcomputers	204-00-00
Tests, Clinical Laboratory, Drug Screening	948-55-84	Software Maintenance/Support	920-45-00
Medical Testing Services, Specialized	948-74-52		
<b>Supplies: Laboratory</b>			
Cylinders, Laboratory	175-17-10		
Kits, Test	193-36-30		
Deodorizers, Lab Room	493-18-32		

## POTENTIAL BUSINESS GROWTH OPPORTUNITIES

These are examples of "Expenditures that are not SBE eligible" (special exceptions depicted in the gray slice of the FY23 chart to the left) where contracts are currently in place or the agencies determined that SBE capacity was not available.

PRODUCT/SERVICE	TOTAL
Forensic Services	\$1,141,872
Tissue-Processing Equipment and Supplies	\$22,001

## SPENDING WITH SBES

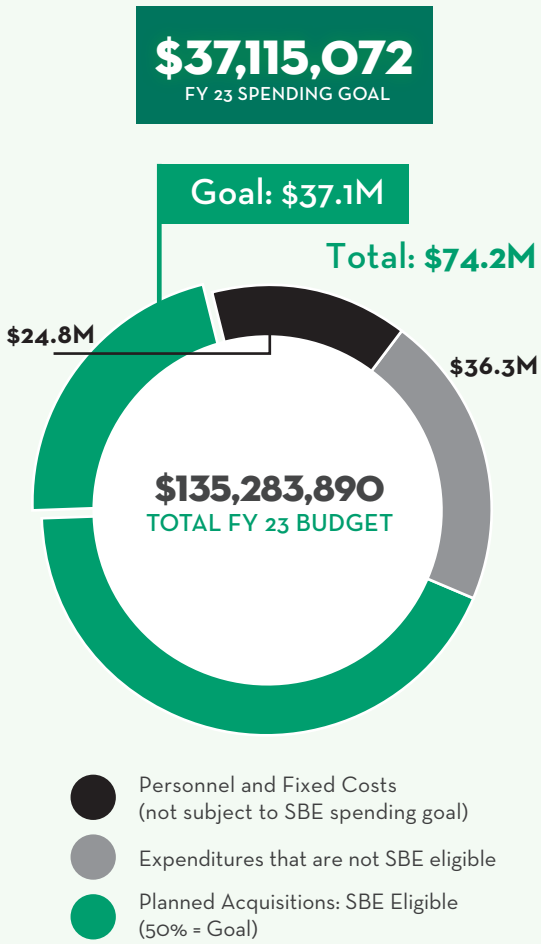
The Fiscal Year 2022 SBE Expenditures are based on transactions recorded to the Office of the Chief Financial Officer's System of Accounting Record (SOAR) as of November 1, 2022. These expenditures are preliminary and unaudited and are subject to change. To view the final audited amounts and additional details about FY19, FY20, FY21 and FY22 SBE spending, visit [greenbookdc.com](http://greenbookdc.com).

FY19		\$657.6K
FY20		\$826.3K
FY21		\$810.5K
FY22		\$761.8K

For definitions and details about the information on this page, please refer to pages 30-36. Visit the companion web site [greenbookdc.com](http://greenbookdc.com) for the most current data, reports and contracting assistance resources. Dollar figures displayed have been rounded accordingly

website: [octo.dc.gov](http://octo.dc.gov) | email: [octo@dc.gov](mailto:octo@dc.gov) | phone: 202.727.2277 | address: 200 I St. SE, Washington, DC 20003

The mission of the Office of the Chief Technology Officer (OCTO) is to empower DC government through technology by providing valued services, advising agencies, and collaboratively governing IT.



Review SBE goal calculation formula and agency budget details at [greenbookdc.com](http://greenbookdc.com).

## FY23 PLANNED ACQUISITIONS (SELECT HIGHLIGHTS)

This agency's FY23 Planned Acquisitions total approximately \$74,230,144, which may include potential opportunities for SBEs. Review all FY23 Planned Acquisitions at [greenbookdc.com](http://greenbookdc.com). New planned acquisitions only.

PRODUCT/SERVICE	NIPG CODES	PRODUCT/SERVICE	NIPG CODES
<b>Communications</b>		<b>Technology</b>	
Telecommunications Consulting	918-95-95	Servers, Mini/Mainframe Computer (Application, Database, File, Mail, Network, Web, Etc.)	206-87-00
<b>Document Management</b>		Software, Microcomputer, Fixed Asset Management System	208-55-40
Shredding Services, Computer Components and Peripherals	920-50-00	Consulting Services Related to the Implementation of Software	918-29-30
Printing of Card Forms, One Side	966-11-30	Software Maintenance/Support	920-45-00
<b>Educational Services</b>		Maintenance, Mainframe Computer Hardware	939-21-52
Educational/Training Services	924-00-00	<b>Transportation</b>	
<b>Facility Maintenance</b>		Equipment Maintenance and Repair Services For Automobiles, Trucks, Etc.	928-00-00
Electrical Maintenance and Repair Services	910-82-50		
<b>Supplies: Office Supplies</b>			
Printer Accessories and Supplies	207-72-00		
Office Supplies, General	615-00-00		

## POTENTIAL BUSINESS GROWTH OPPORTUNITIES

These are examples of "Expenditures that are not SBE eligible" (special exceptions depicted in the gray slice of the FY23 chart to the left) where contracts are currently in place or the agencies determined that SBE capacity was not available.

There were no potential growth opportunities where CBEs were deemed not available/qualified as of the date this document was printed. Please visit [greenbookdc.com](http://greenbookdc.com) for more information.

## SPENDING WITH SBES

The Fiscal Year 2022 SBE Expenditures are based on transactions recorded to the Office of the Chief Financial Officer's System of Accounting Record (SOAR) as of November 1, 2022. These expenditures are preliminary and unaudited and are subject to change. To view the final audited amounts and additional details about FY19, FY20, FY21 and FY22 SBE spending, visit [greenbookdc.com](http://greenbookdc.com).

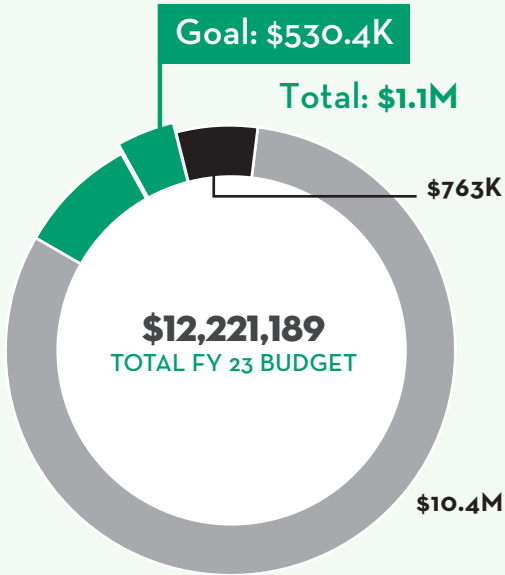
FY19	\$57M
FY20	\$58.9M
FY21	\$52.8M
FY22	\$50.7M

For definitions and details about the information on this page, please refer to pages 30-36. Visit the companion web site [greenbookdc.com](http://greenbookdc.com) for the most current data, reports and contracting assistance resources. Dollar figures displayed have been rounded accordingly

website: [oca.dc.gov](http://oca.dc.gov) | email: [oca.eom@dc.gov](mailto:oca.eom@dc.gov) | phone: 202.478.9200 | address: 1350 Pennsylvania Ave. NW, Suite 513, Washington, DC 20004

The mission of the Office of the City Administrator (OCA) is to facilitate the effective and efficient implementation of the mayor’s vision and priorities by providing leadership, support, and oversight of District government agencies.

**\$530,350**  
FY 23 SPENDING GOAL



- Personnel and Fixed Costs (not subject to SBE spending goal)
- Expenditures that are not SBE eligible
- Planned Acquisitions: SBE Eligible (50% = Goal)

Review SBE goal calculation formula and agency budget details at [greenbookdc.com](http://greenbookdc.com).

### FY23 PLANNED ACQUISITIONS (SELECT HIGHLIGHTS)

This agency’s FY23 Planned Acquisitions total approximately \$1,060,700, which may include potential opportunities for SBEs. Review all FY23 Planned Acquisitions at [greenbookdc.com](http://greenbookdc.com). This agency has no new planned acquisitions that have not already been awarded.

### POTENTIAL BUSINESS GROWTH OPPORTUNITIES

These are examples of “Expenditures that are not SBE eligible” (special exceptions depicted in the gray slice of the FY23 chart to the left) where contracts are currently in place or the agencies determined that SBE capacity was not available.

There were no potential growth opportunities where CBEs were deemed not available/qualified as of the date this document was printed. Please visit [greenbookdc.com](http://greenbookdc.com) for more information.

### SPENDING WITH SBES

The Fiscal Year 2022 SBE Expenditures are based on transactions recorded to the Office of the Chief Financial Officer’s System of Accounting Record (SOAR) as of November 1, 2022. These expenditures are preliminary and unaudited and are subject to change. To view the final audited amounts and additional details about FY19, FY20, FY21 and FY22 SBE spending, visit [greenbookdc.com](http://greenbookdc.com).



For definitions and details about the information on this page, please refer to pages 30-36. Visit the companion web site [greenbookdc.com](http://greenbookdc.com) for the most current data, reports and contracting assistance resources. Dollar figures displayed have been rounded accordingly

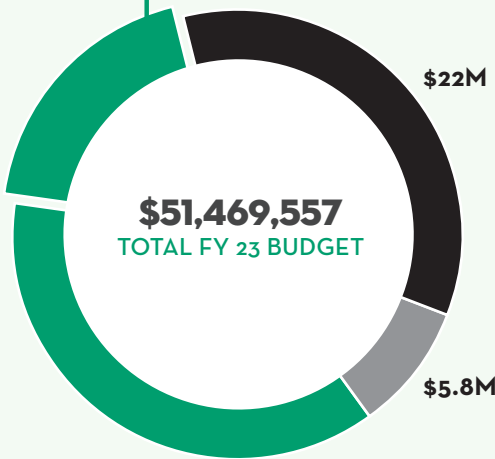
website: [dme.dc.gov](http://dme.dc.gov) | email: [dme@dc.gov](mailto:dme@dc.gov) | phone: 202.727.3636 | address: 1350 Pennsylvania Ave. NW, Suite 307, Washington, DC 20004

The Office of the Deputy Mayor for Education (DME) is responsible for developing and implementing the mayor’s vision for academic excellence and supporting the education-related and workforce-related District government agencies in creating and maintaining a high quality education continuum from birth to adulthood (from early childhood to K-12 to post-secondary and the workforce). DME also houses the Office of Out of School Time Grants and Youth Outcomes, the Workforce Investment Council, and the Students in the Care of DC Coordinating Committee.

**\$11,807,336**  
FY 23 SPENDING GOAL

Goal: \$11.8M

Total: \$23.6M



- Personnel and Fixed Costs (not subject to SBE spending goal)
- Expenditures that are not SBE eligible
- Planned Acquisitions: SBE Eligible (50% = Goal)

Review SBE goal calculation formula and agency budget details at [greenbookdc.com](http://greenbookdc.com).

### FY23 PLANNED ACQUISITIONS (SELECT HIGHLIGHTS)

This agency’s FY23 Planned Acquisitions total approximately \$23,614,673, which may include potential opportunities for SBEs. Review all FY23 Planned Acquisitions at [greenbookdc.com](http://greenbookdc.com). New planned acquisitions only.

PRODUCT/SERVICE	NIPG CODES
<b>Educational Services</b>	
Educational/Training Services	924-00-00
Instructor-Led, Classroom Training (Non-Technical)	924-41-00
<b>Human Resources</b>	
Employment Agency Services. The Contractor Shall Provide the Services of the Temporary Personnel.	961-30-65
<b>Professional Services</b>	
Administrative Support, Consulting Services	918-06-10
<b>Technology</b>	
Software Maintenance/Support	920-45-00

### POTENTIAL BUSINESS GROWTH OPPORTUNITIES

These are examples of “Expenditures that are not SBE eligible” (special exceptions depicted in the gray slice of the FY23 chart to the left) where contracts are currently in place or the agencies determined that SBE capacity was not available.

There were no potential growth opportunities where CBEs were deemed not available/qualified as of the date this document was printed. Please visit [greenbookdc.com](http://greenbookdc.com) for more information.

### SPENDING WITH SBES

The Fiscal Year 2022 SBE Expenditures are based on transactions recorded to the Office of the Chief Financial Officer’s System of Accounting Record (SOAR) as of November 1, 2022. These expenditures are preliminary and unaudited and are subject to change. To view the final audited amounts and additional details about FY19, FY20, FY21 and FY22 SBE spending, visit [greenbookdc.com](http://greenbookdc.com).



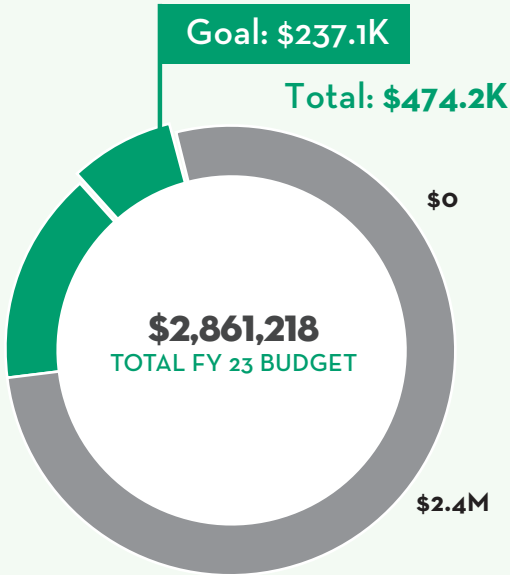
For definitions and details about the information on this page, please refer to pages 30-36. Visit the companion web site [greenbookdc.com](http://greenbookdc.com) for the most current data, reports and contracting assistance resources. Dollar figures displayed have been rounded accordingly



website: [dmhhs.dc.gov](http://dmhhs.dc.gov) | email: [atdeom.dmhhs@dc.gov](mailto:atdeom.dmhhs@dc.gov) | phone: 202.727.7973 | address: 1350 Pennsylvania Ave. NW, Suite 223, Washington, DC 20004

The mission of the Office of the Deputy Mayor for Health and Human Services (DMHHS) is to support the Mayor in coordinating a comprehensive system of benefits, goods and services across multiple agencies to ensure that children, youth and adults, with and without disabilities, can lead healthy, meaningful and productive lives.

**\$237,100**  
FY 23 SPENDING GOAL



- Personnel and Fixed Costs (not subject to SBE spending goal)
- Expenditures that are not SBE eligible
- Planned Acquisitions: SBE Eligible (50% = Goal)

Review SBE goal calculation formula and agency budget details at [greenbookdc.com](http://greenbookdc.com).

### FY23 PLANNED ACQUISITIONS (SELECT HIGHLIGHTS)

This agency's FY23 Planned Acquisitions total approximately \$474,199, which may include potential opportunities for SBEs. Review all FY23 Planned Acquisitions at [greenbookdc.com](http://greenbookdc.com). This agency has no new planned acquisitions that have not already been awarded.

### POTENTIAL BUSINESS GROWTH OPPORTUNITIES

These are examples of "Expenditures that are not SBE eligible" (special exceptions depicted in the gray slice of the FY23 chart to the left) where contracts are currently in place or the agencies determined that SBE capacity was not available.

There were no potential growth opportunities where CBEs were deemed not available/qualified as of the date this document was printed. Please visit [greenbookdc.com](http://greenbookdc.com) for more information.

### SPENDING WITH SBES

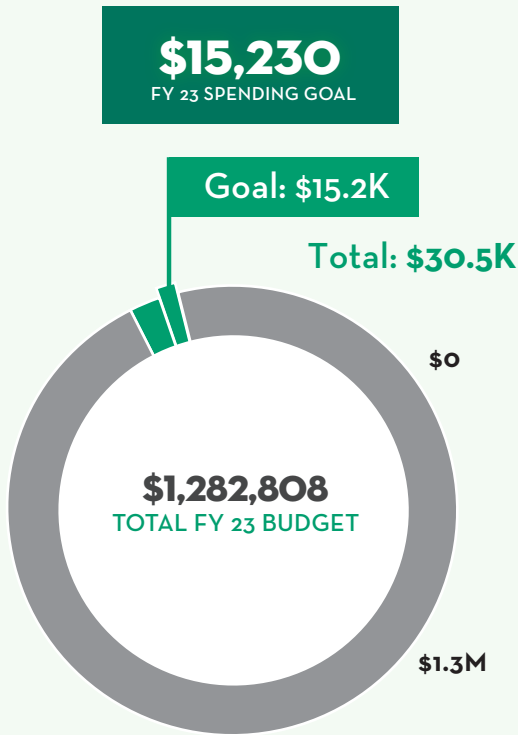
The Fiscal Year 2022 SBE Expenditures are based on transactions recorded to the Office of the Chief Financial Officer's System of Accounting Record (SOAR) as of November 1, 2022. These expenditures are preliminary and unaudited and are subject to change. To view the final audited amounts and additional details about FY19, FY20, FY21 and FY22 SBE spending, visit [greenbookdc.com](http://greenbookdc.com).

FY19	\$701.9K
FY20	\$447K
FY21	\$675K
FY22	\$28.6K

For definitions and details about the information on this page, please refer to pages 30-36. Visit the companion web site [greenbookdc.com](http://greenbookdc.com) for the most current data, reports and contracting assistance resources. Dollar figures displayed have been rounded accordingly

website: [dmoi.dc.gov](http://dmoi.dc.gov) | email: [dmoi@dc.gov](mailto:dmoi@dc.gov) | phone: 202.715.2843 | address: 1350 Pennsylvania Ave. NW, C-Level, Suite C-06, Washington, DC 20004

The mission of the Deputy Mayor for Operations and Infrastructure (DMOI) is to support the mayor to ensure a strong and sustained District government focused on maintaining, strengthening, and investing in the District's infrastructure (built and natural environment) and delivering high-quality government services to residents, non-residents and businesses.



- Personnel and Fixed Costs (not subject to SBE spending goal)
- Expenditures that are not SBE eligible
- Planned Acquisitions: SBE Eligible (50% = Goal)

Review SBE goal calculation formula and agency budget details at [greenbookdc.com](http://greenbookdc.com).

### FY23 PLANNED ACQUISITIONS (SELECT HIGHLIGHTS)

This agency's FY23 Planned Acquisitions total approximately \$30,460, which may include potential opportunities for SBEs. Review all FY23 Planned Acquisitions at [greenbookdc.com](http://greenbookdc.com). New planned acquisitions only.

PRODUCT/SERVICE	NIPG CODES
<b>Facility Maintenance</b>	
Glass Replacement, Maintenance, and Repair	910-30-00
<b>Supplies: Office Supplies</b>	
Office Supplies, General	615-60-40
<b>Technology</b>	
Rental or Lease Services of Computers, Data Processing, and Word Processing Equipment	984-00-00

### POTENTIAL BUSINESS GROWTH OPPORTUNITIES

These are examples of "Expenditures that are not SBE eligible" (special exceptions depicted in the gray slice of the FY23 chart to the left) where contracts are currently in place or the agencies determined that SBE capacity was not available.

There were no potential growth opportunities where CBEs were deemed not available/qualified as of the date this document was printed. Please visit [greenbookdc.com](http://greenbookdc.com) for more information.

### SPENDING WITH SBES

The Fiscal Year 2022 SBE Expenditures are based on transactions recorded to the Office of the Chief Financial Officer's System of Accounting Record (SOAR) as of November 1, 2022. These expenditures are preliminary and unaudited and are subject to change. To view the final audited amounts and additional details about FY19, FY20, FY21 and FY22 SBE spending, visit [greenbookdc.com](http://greenbookdc.com).

FY	Spending
FY19	Not-monitored
FY20	\$1.6K
FY21	\$1.4K
FY22	\$0.7K

For definitions and details about the information on this page, please refer to pages 30-36. Visit the companion web site [greenbookdc.com](http://greenbookdc.com) for the most current data, reports and contracting assistance resources. Dollar figures displayed have been rounded accordingly

website: [dmped.dc.gov](http://dmped.dc.gov) | email: [dmped.eom@dc.gov](mailto:dmped.eom@dc.gov) | phone: 202.727.6365 | address: 1350 Pennsylvania Ave. NW, Suite 317, Washington, DC 20004

The Office of the Deputy Mayor for Planning and Economic Development (DMPED) supports the mayor in developing and executing the District's economic development vision.

**\$22,426,254**

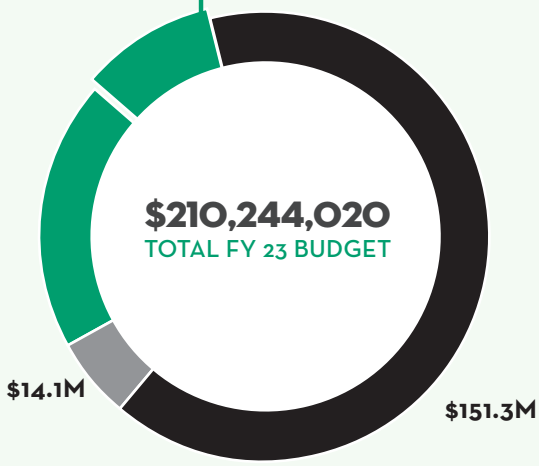
FY 23 SPENDING GOAL

Goal: \$22.4M

Total: \$44.9M

**\$210,244,020**

TOTAL FY 23 BUDGET



- Personnel and Fixed Costs (not subject to SBE spending goal)
- Expenditures that are not SBE eligible
- Planned Acquisitions: SBE Eligible (50% = Goal)

Review SBE goal calculation formula and agency budget details at [greenbookdc.com](http://greenbookdc.com).

### FY23 PLANNED ACQUISITIONS (SELECT HIGHLIGHTS)

This agency's FY23 Planned Acquisitions total approximately \$44,852,508, which may include potential opportunities for SBEs. Review all FY23 Planned Acquisitions at [greenbookdc.com](http://greenbookdc.com). This agency has no new planned acquisitions that have not already been awarded.

### POTENTIAL BUSINESS GROWTH OPPORTUNITIES

These are examples of "Expenditures that are not SBE eligible" (special exceptions depicted in the gray slice of the FY23 chart to the left) where contracts are currently in place or the agencies determined that SBE capacity was not available.

There were no potential growth opportunities where CBEs were deemed not available/qualified as of the date this document was printed. Please visit [greenbookdc.com](http://greenbookdc.com) for more information.

### SPENDING WITH SBES

The Fiscal Year 2022 SBE Expenditures are based on transactions recorded to the Office of the Chief Financial Officer's System of Accounting Record (SOAR) as of November 1, 2022. These expenditures are preliminary and unaudited and are subject to change. To view the final audited amounts and additional details about FY19, FY20, FY21 and FY22 SBE spending, visit [greenbookdc.com](http://greenbookdc.com).

FY19		\$7.7M
FY20		\$12.6M
FY21		\$11.4M
FY22		\$3.3M

For definitions and details about the information on this page, please refer to pages 30-36. Visit the companion web site [greenbookdc.com](http://greenbookdc.com) for the most current data, reports and contracting assistance resources. Dollar figures displayed have been rounded accordingly

website: [dauditor.org](http://dauditor.org) | email: [odca.mail@dc.gov](mailto:odca.mail@dc.gov) | phone: 202.727.3600 | address: 717 14th St. NW, Suite 900, Washington, DC 20005

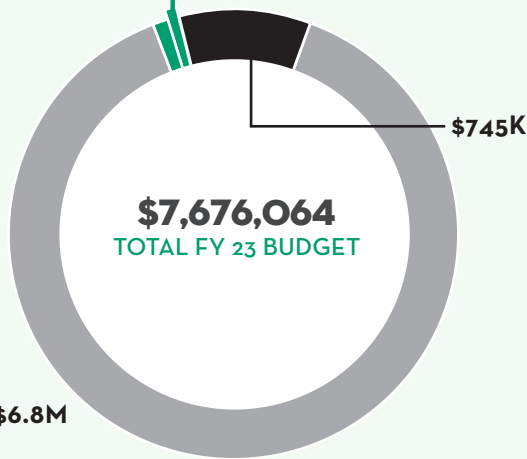
The mission of the Office of the District of Columbia Auditor (ODCA) is to support the Council of the District of Columbia by making sound recommendations aimed at improving the economy, efficiency, and accountability of the District government.

**\$47,083**

FY 23 SPENDING GOAL

Goal: \$47.1K

Total: \$94.2K



- Personnel and Fixed Costs (not subject to SBE spending goal)
- Expenditures that are not SBE eligible
- Planned Acquisitions: SBE Eligible (50% = Goal)

Review SBE goal calculation formula and agency budget details at [greenbookdc.com](http://greenbookdc.com).

### FY23 PLANNED ACQUISITIONS (SELECT HIGHLIGHTS)

This agency's FY23 Planned Acquisitions total approximately \$94,166, which may include potential opportunities for SBEs. Review all FY23 Planned Acquisitions at [greenbookdc.com](http://greenbookdc.com). New planned acquisitions only.

PRODUCT/SERVICE	NIPG CODES
<b>Professional Services</b>	
Analytical Studies and Surveys (Consulting)	918-12-00
<b>Supplies: Office Supplies</b>	
Boards: Calendar, Schedule, Dispatch, Manning, Etc.	615-14-00
<b>Technology</b>	
Microcomputers, Laptop	204-54-46

### POTENTIAL BUSINESS GROWTH OPPORTUNITIES

These are examples of "Expenditures that are not SBE eligible" (special exceptions depicted in the gray slice of the FY23 chart to the left) where contracts are currently in place or the agencies determined that SBE capacity was not available.

PRODUCT/SERVICE	TOTAL
Analytical Studies and Surveys	\$702,411

### SPENDING WITH SBES

The Fiscal Year 2022 SBE Expenditures are based on transactions recorded to the Office of the Chief Financial Officer's System of Accounting Record (SOAR) as of November 1, 2022. These expenditures are preliminary and unaudited and are subject to change. To view the final audited amounts and additional details about FY19, FY20, FY21 and FY22 SBE spending, visit [greenbookdc.com](http://greenbookdc.com).



For definitions and details about the information on this page, please refer to pages 30-36. Visit the companion web site [greenbookdc.com](http://greenbookdc.com) for the most current data, reports and contracting assistance resources. Dollar figures displayed have been rounded accordingly.

website: [oig.dc.gov](http://oig.dc.gov) | email: [oig@dc.gov](mailto:oig@dc.gov) | phone: 202.727.2540 | address: 717 14th St. NW, 5th Floor, Washington, DC 20005

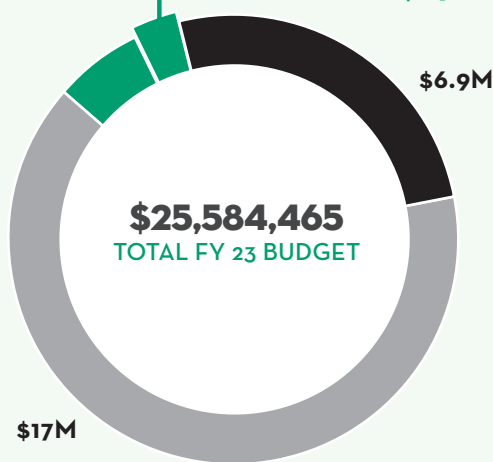
The mission of the Office of the Inspector General (OIG) is to independently audit, inspect, and investigate matters pertaining to the District of Columbia government in order to: prevent and detect corruption, mismanagement, waste, fraud, and abuse; promote economy, efficiency, effectiveness, and accountability; inform stakeholders about issues relating to District programs and operations; and recommend and track the implementation of corrective actions.

**\$826,241**

FY 23 SPENDING GOAL

Goal: \$826.2K

Total: \$1.7M



- Personnel and Fixed Costs (not subject to SBE spending goal)
- Expenditures that are not SBE eligible
- Planned Acquisitions: SBE Eligible (50% = Goal)

Review SBE goal calculation formula and agency budget details at [greenbookdc.com](http://greenbookdc.com).

### FY23 PLANNED ACQUISITIONS (SELECT HIGHLIGHTS)

This agency's FY23 Planned Acquisitions total approximately \$1,652,483, which may include potential opportunities for SBEs. Review all FY23 Planned Acquisitions at [greenbookdc.com](http://greenbookdc.com). This agency has no new planned acquisitions that have not already been awarded.

### POTENTIAL BUSINESS GROWTH OPPORTUNITIES

These are examples of "Expenditures that are not SBE eligible" (special exceptions depicted in the gray slice of the FY23 chart to the left) where contracts are currently in place or the agencies determined that SBE capacity was not available.

PRODUCT/SERVICE	TOTAL
Financial Services	\$1,698,452

### SPENDING WITH SBES

The Fiscal Year 2022 SBE Expenditures are based on transactions recorded to the Office of the Chief Financial Officer's System of Accounting Record (SOAR) as of November 1, 2022. These expenditures are preliminary and unaudited and are subject to change. To view the final audited amounts and additional details about FY19, FY20, FY21 and FY22 SBE spending, visit [greenbookdc.com](http://greenbookdc.com).



For definitions and details about the information on this page, please refer to pages 30-36. Visit the companion web site [greenbookdc.com](http://greenbookdc.com) for the most current data, reports and contracting assistance resources. Dollar figures displayed have been rounded accordingly

**\$584,582**

FY 23 SPENDING GOAL

Goal: \$584.6K

Total: \$1.2M

\$6.1M

**\$21,299,089**  
TOTAL FY 23 BUDGET

\$14.1M

- Personnel and Fixed Costs (not subject to SBE spending goal)
- Expenditures that are not SBE eligible
- Planned Acquisitions: SBE Eligible (50% = Goal)

Review SBE goal calculation formula and agency budget details at [greenbookdc.com](http://greenbookdc.com).

### FY23 PLANNED ACQUISITIONS (SELECT HIGHLIGHTS)

This agency's FY23 Planned Acquisitions total approximately \$1,169,165, which may include potential opportunities for SBEs. Review all FY23 Planned Acquisitions at [greenbookdc.com](http://greenbookdc.com). This agency has no new planned acquisitions that have not already been awarded.

### POTENTIAL BUSINESS GROWTH OPPORTUNITIES

These are examples of "Expenditures that are not SBE eligible" (special exceptions depicted in the gray slice of the FY23 chart to the left) where contracts are currently in place or the agencies determined that SBE capacity was not available.

PRODUCT/SERVICE	TOTAL
Employment Agency and Search	
Firm Services	\$98,590

### SPENDING WITH SBES

The Fiscal Year 2022 SBE Expenditures are based on transactions recorded to the Office of the Chief Financial Officer's System of Accounting Record (SOAR) as of November 1, 2022. These expenditures are preliminary and unaudited and are subject to change. To view the final audited amounts and additional details about FY19, FY20, FY21 and FY22 SBE spending, visit [greenbookdc.com](http://greenbookdc.com).

FY19	<div style="width: 100%; height: 15px; background-color: green;"></div>	\$595.3K
FY20	<div style="width: 90%; height: 15px; background-color: green;"></div>	\$536.6K
FY21	<div style="width: 40%; height: 15px; background-color: green;"></div>	\$241.3K
FY22	<div style="width: 100%; height: 15px; background-color: green;"></div>	\$634.6K

For definitions and details about the information on this page, please refer to pages 30-36. Visit the companion web site [greenbookdc.com](http://greenbookdc.com) for the most current data, reports and contracting assistance resources. Dollar figures displayed have been rounded accordingly

website: [opc-dc.gov](http://opc-dc.gov) | email: [info@opc-dc.gov](mailto:info@opc-dc.gov) | phone: 202.727.3071 | address: 1133 15th St. NW, Suite 500, Washington, DC 20005

The mission of the Office of the People's Counsel (OPC) is to: advocate for the provision of safe and reliable quality utility service and equitable treatment at rates that are just, reasonable, and nondiscriminatory; assist individual consumers in disputes with utility providers; provide technical assistance, education, and outreach to consumers and rate-payers, community groups, and associations; and provide legislative analysis and information to the Council of the District of Columbia on matters relating to utilities. The Office's mission further includes consideration of the District's economy and promotion of the environmental sustainability of the District.

**\$830,575**

FY 23 SPENDING GOAL

Goal: \$830.6K

Total: \$1.7M

\$650K

**\$12,280,003**  
TOTAL FY 23 BUDGET

\$10M

- Personnel and Fixed Costs (not subject to SBE spending goal)
- Expenditures that are not SBE eligible
- Planned Acquisitions: SBE Eligible (50% = Goal)

Review SBE goal calculation formula and agency budget details at [greenbookdc.com](http://greenbookdc.com).

### FY23 PLANNED ACQUISITIONS (SELECT HIGHLIGHTS)

This agency's FY23 Planned Acquisitions total approximately \$1,661,151, which may include potential opportunities for SBEs. Review all FY23 Planned Acquisitions at [greenbookdc.com](http://greenbookdc.com). New planned acquisitions only.

PRODUCT/SERVICE	NIPG CODES
<b>Educational Services</b>	
Educational/Training Services	924-00-00
<b>Legal Services</b>	
Legal Services, Attorneys	961-49-00
<b>Scientific Services</b>	
Environmental Consulting	918-43-00

### POTENTIAL BUSINESS GROWTH OPPORTUNITIES

These are examples of "Expenditures that are not SBE eligible" (special exceptions depicted in the gray slice of the FY23 chart to the left) where contracts are currently in place or the agencies determined that SBE capacity was not available.

PRODUCT/SERVICE	TOTAL
Financial Services	\$650,000

### SPENDING WITH SBES

The Fiscal Year 2022 SBE Expenditures are based on transactions recorded to the Office of the Chief Financial Officer's System of Accounting Record (SOAR) as of November 1, 2022. These expenditures are preliminary and unaudited and are subject to change. To view the final audited amounts and additional details about FY19, FY20, FY21 and FY22 SBE spending, visit [greenbookdc.com](http://greenbookdc.com).

FY19	\$1M
FY20	\$756.4K
FY21	\$635.1K
FY22	\$623.7K

For definitions and details about the information on this page, please refer to pages 30-36. Visit the companion web site [greenbookdc.com](http://greenbookdc.com) for the most current data, reports and contracting assistance resources. Dollar figures displayed have been rounded accordingly

website: [os.dc.gov](https://os.dc.gov) | email: [secretary@dc.gov](mailto:secretary@dc.gov) | phone: 202.727.6306 | address: 1350 Pennsylvania Ave. NW, Suite 419, Washington, DC 20004

The Office of the Secretary (EOM-OS) of the District of Columbia is the official resource for protocol, legal records, history, and recognitions for the public, governments, and the international community.

**\$153,644**

FY 23 SPENDING GOAL

Goal: \$153.6K

Total: \$307.3K

\$1.2M

**\$5,243,080**

TOTAL FY 23 BUDGET

\$3.7M

- Personnel and Fixed Costs (not subject to SBE spending goal)
- Expenditures that are not SBE eligible
- Planned Acquisitions: SBE Eligible (50% = Goal)

Review SBE goal calculation formula and agency budget details at [greenbookdc.com](https://greenbookdc.com).

### FY23 PLANNED ACQUISITIONS (SELECT HIGHLIGHTS)

This agency's FY23 Planned Acquisitions total approximately \$307,287, which may include potential opportunities for SBEs. Review all FY23 Planned Acquisitions at [greenbookdc.com](https://greenbookdc.com). This agency has no new planned acquisitions that have not already been awarded.

### POTENTIAL BUSINESS GROWTH OPPORTUNITIES

These are examples of "Expenditures that are not SBE eligible" (special exceptions depicted in the gray slice of the FY23 chart to the left) where contracts are currently in place or the agencies determined that SBE capacity was not available.

PRODUCT/SERVICE	TOTAL
Records Management Services	\$900,000

### SPENDING WITH SBES

The Fiscal Year 2022 SBE Expenditures are based on transactions recorded to the Office of the Chief Financial Officer's System of Accounting Record (SOAR) as of November 1, 2022. These expenditures are preliminary and unaudited and are subject to change. To view the final audited amounts and additional details about FY19, FY20, FY21 and FY22 SBE spending, visit [greenbookdc.com](https://greenbookdc.com).

FY19		\$324.7K
FY20		\$253.3K
FY21		\$492.1K
FY22		\$213.2K

For definitions and details about the information on this page, please refer to pages 30-36. Visit the companion web site [greenbookdc.com](https://greenbookdc.com) for the most current data, reports and contracting assistance resources. Dollar figures displayed have been rounded accordingly



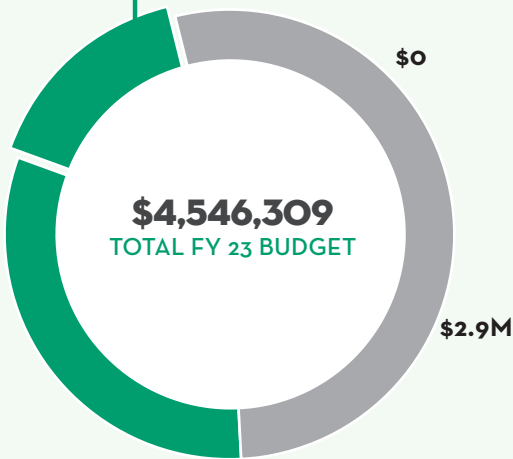
website: [osa.dc.gov](http://osa.dc.gov) | email: | phone: 202.724.7173 | address: 1350 Pennsylvania Ave. NW, Suite 324, Washington, DC 20004

The mission of the Office of the Senior Advisor (OSA) is to advise the mayor on local, regional, and federal affairs by providing policy analysis and legislative support.

**\$845,020**  
FY 23 SPENDING GOAL

Goal: \$845K

Total: \$1.7M



- Personnel and Fixed Costs (not subject to SBE spending goal)
- Expenditures that are not SBE eligible
- Planned Acquisitions: SBE Eligible (50% = Goal)

Review SBE goal calculation formula and agency budget details at [greenbookdc.com](http://greenbookdc.com).

## FY23 PLANNED ACQUISITIONS (SELECT HIGHLIGHTS)

This agency's FY23 Planned Acquisitions total approximately \$1,690,039, which may include potential opportunities for SBEs. Review all FY23 Planned Acquisitions at [greenbookdc.com](http://greenbookdc.com). This agency has no new planned acquisitions that have not already been awarded.

## POTENTIAL BUSINESS GROWTH OPPORTUNITIES

These are examples of "Expenditures that are not SBE eligible" (special exceptions depicted in the gray slice of the FY23 chart to the left) where contracts are currently in place or the agencies determined that SBE capacity was not available.

There were no potential growth opportunities where CBEs were deemed not available/qualified as of the date this document was printed. Please visit [greenbookdc.com](http://greenbookdc.com) for more information.

## SPENDING WITH SBES

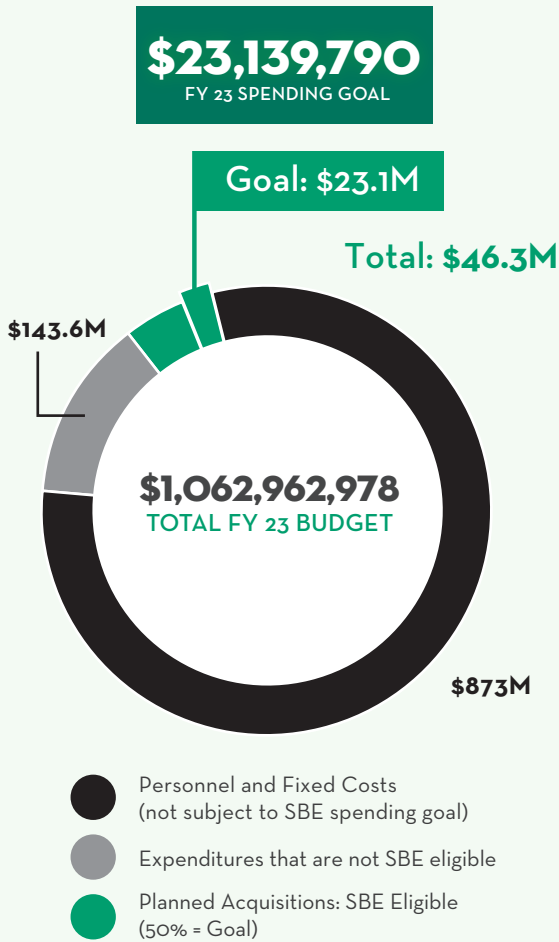
The Fiscal Year 2022 SBE Expenditures are based on transactions recorded to the Office of the Chief Financial Officer's System of Accounting Record (SOAR) as of November 1, 2022. These expenditures are preliminary and unaudited and are subject to change. To view the final audited amounts and additional details about FY19, FY20, FY21 and FY22 SBE spending, visit [greenbookdc.com](http://greenbookdc.com).

FY19	\$673.8K
FY20	\$413.4K
FY21	\$424.2K
FY22	\$242.8K

For definitions and details about the information on this page, please refer to pages 30-36. Visit the companion web site [greenbookdc.com](http://greenbookdc.com) for the most current data, reports and contracting assistance resources. Dollar figures displayed have been rounded accordingly

website: [osse.dc.gov](http://osse.dc.gov) | email: [osse@dc.gov](mailto:osse@dc.gov) | phone: 202.727.6436 | address: 1050 First St. NE, Washington, DC 20002

As the District's state education agency, the Office of the State Superintendent (OSSE) works urgently and purposefully, in partnership with education and related systems, to sustain, accelerate, and deepen progress for the District's students.



Review SBE goal calculation formula and agency budget details at [greenbookdc.com](http://greenbookdc.com).

## FY23 PLANNED ACQUISITIONS (SELECT HIGHLIGHTS)

This agency's FY23 Planned Acquisitions total approximately \$46,279,580, which may include potential opportunities for SBEs. Review all FY23 Planned Acquisitions at [greenbookdc.com](http://greenbookdc.com). New planned acquisitions only.

PRODUCT/SERVICE	NIPG CODES	PRODUCT/SERVICE	NIPG CODES
<b>Communications</b>		<b>Legal Services</b>	
Communications and Media Related Services	915-00-00	Legal Consulting	918-74-00
Advertising Agency Services	915-01-10	<b>Professional Services</b>	
Marketing Consulting	918-76-00	Management Consulting Services	918-75-50
<b>Document Management</b>		Translation Services, Multiple Languages	961-75-50
Print-On-Demand Printing Services	966-76-00	<b>Supplies: Laboratory</b>	
<b>Educational Services</b>		Virus Antibody, Test Kits	193-40-90
Education and Training Consulting	918-38-00	<b>Technology</b>	
<b>Financial Services</b>		IT Consulting	918-71-00
Accounting/Auditing/Budget Consulting Services	918-04-05	<b>Transportation</b>	
<b>Food Services</b>		Bus Transportation Services, School	962-16-00
Food Distribution Services	962-40-00		
<b>Human Resources</b>			
Personnel Services, Temporary	962-69-41		

## POTENTIAL BUSINESS GROWTH OPPORTUNITIES

These are examples of "Expenditures that are not SBE eligible" (special exceptions depicted in the gray slice of the FY23 chart to the left) where contracts are currently in place or the agencies determined that SBE capacity was not available.

There were no potential growth opportunities where CBEs were deemed not available/qualified as of the date this document was printed. Please visit [greenbookdc.com](http://greenbookdc.com) for more information.

## SPENDING WITH SBES

The Fiscal Year 2022 SBE Expenditures are based on transactions recorded to the Office of the Chief Financial Officer's System of Accounting Record (SOAR) as of November 1, 2022. These expenditures are preliminary and unaudited and are subject to change. To view the final audited amounts and additional details about FY19, FY20, FY21 and FY22 SBE spending, visit [greenbookdc.com](http://greenbookdc.com).

FY19	\$17.7M
FY20	\$15M
FY21	\$11.9M
FY22	\$17.6M

For definitions and details about the information on this page, please refer to pages 30-36. Visit the companion web site [greenbookdc.com](http://greenbookdc.com) for the most current data, reports and contracting assistance resources. Dollar figures displayed have been rounded accordingly.

website: [ota.dc.gov](http://ota.dc.gov) | email: | phone: 202.719.6560 | address: 2000 14th St. NW, Room 300 North, Washington, DC 20009

The mission of the Office of the Tenant Advocate (OTA) is to provide technical advice and other legal services to tenants regarding disputes with landlords; to educate and inform the tenant community about tenant rights and rental housing matters; to advocate for the rights and interests of District renters in the legislative, regulatory, and judicial contexts; and to provide financial assistance to displaced tenants for certain emergency housing and tenant relocation expenses.

**\$77,500**

FY 23 SPENDING GOAL

Goal: \$77.5K

Total: \$155K

\$980.9K

**\$4,685,256**

TOTAL FY 23 BUDGET

\$3.5M

- Personnel and Fixed Costs (not subject to SBE spending goal)
- Expenditures that are not SBE eligible
- Planned Acquisitions: SBE Eligible (50% = Goal)

Review SBE goal calculation formula and agency budget details at [greenbookdc.com](http://greenbookdc.com).

### FY23 PLANNED ACQUISITIONS (SELECT HIGHLIGHTS)

This agency's FY23 Planned Acquisitions total approximately \$155,000, which may include potential opportunities for SBEs. Review all FY23 Planned Acquisitions at [greenbookdc.com](http://greenbookdc.com). This agency has no new planned acquisitions that have not already been awarded.

### POTENTIAL BUSINESS GROWTH OPPORTUNITIES

These are examples of "Expenditures that are not SBE eligible" (special exceptions depicted in the gray slice of the FY23 chart to the left) where contracts are currently in place or the agencies determined that SBE capacity was not available.

PRODUCT/SERVICE	TOTAL
Shelters, Fire	\$530,000
Data Processing, Computer, Programming, and Software Services	\$264,000

### SPENDING WITH SBES

The Fiscal Year 2022 SBE Expenditures are based on transactions recorded to the Office of the Chief Financial Officer's System of Accounting Record (SOAR) as of November 1, 2022. These expenditures are preliminary and unaudited and are subject to change. To view the final audited amounts and additional details about FY19, FY20, FY21 and FY22 SBE spending, visit [greenbookdc.com](http://greenbookdc.com).

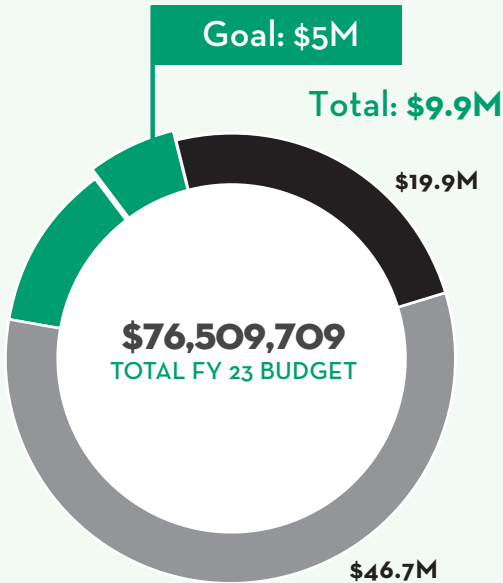


For definitions and details about the information on this page, please refer to pages 30-36. Visit the companion web site [greenbookdc.com](http://greenbookdc.com) for the most current data, reports and contracting assistance resources. Dollar figures displayed have been rounded accordingly

website: [ouc.dc.gov](http://ouc.dc.gov) | email: [wanda.gattison@dc.gov](mailto:wanda.gattison@dc.gov) | phone: 202.730.0503 | address: 2720 Martin Luther King Jr Ave. SE, Washington, DC 20032

The mission of the Office of Unified Communications (OUC) is to provide a fast, professional and cost-effective response to emergency and non-emergency calls in the District. Created in fiscal year 2005, OUC consolidates the emergency 911, non-emergency and 311 call activities from the Metropolitan Police Department (MPD), Fire and Emergency Medical Services (FEMS) and customer service operations.

**\$4,960,326**  
FY 23 SPENDING GOAL



- Personnel and Fixed Costs (not subject to SBE spending goal)
- Expenditures that are not SBE eligible
- Planned Acquisitions: SBE Eligible (50% = Goal)

Review SBE goal calculation formula and agency budget details at [greenbookdc.com](http://greenbookdc.com).

## FY23 PLANNED ACQUISITIONS (SELECT HIGHLIGHTS)

This agency's FY23 Planned Acquisitions total approximately \$9,920,651, which may include potential opportunities for SBEs. Review all FY23 Planned Acquisitions at [greenbookdc.com](http://greenbookdc.com). No planned acquisitions only.

PRODUCT/SERVICE	NIPG CODES	PRODUCT/SERVICE	NIPG CODES
<b>Apparel</b>		<b>Human Resources</b>	
Uniforms, Hospital, Professional	200-34-96	Personnel/Employment Consulting (Human Resources)	918-85-00
<b>Communications</b>		<b>Supplies: Furniture</b>	
Communications Marketing Services	915-22-00	Furniture, Office and File	425-48-10
<b>Construction</b>		<b>Technology</b>	
Building Construction Services, Non-Residential	909-22-20	Consultant Services, Computer Systems/Networking	918-28-10
<b>Educational Services</b>		Maintenance and Support, Software, Mainframe	920-45-31
Education and Training Consulting	918-38-00	<b>Transportation</b>	
<b>Equipment</b>		Automobile and Other Passenger Vehicles Maintenance and Repair	928-15-00
Amplifiers, Radio Frequency	725-49-13		
<b>Facility Maintenance</b>			
Maintenance and Repair Services, Building	910-52-00		
Electrical Maintenance and Repair Services	910-82-50		

## POTENTIAL BUSINESS GROWTH OPPORTUNITIES

These are examples of "Expenditures that are not SBE eligible" (special exceptions depicted in the gray slice of the FY23 chart to the left) where contracts are currently in place or the agencies determined that SBE capacity was not available.

There were no potential growth opportunities where CBEs were deemed not available/qualified as of the date this document was printed. Please visit [greenbookdc.com](http://greenbookdc.com) for more information.

## SPENDING WITH SBES

The Fiscal Year 2022 SBE Expenditures are based on transactions recorded to the Office of the Chief Financial Officer's System of Accounting Record (SOAR) as of November 1, 2022. These expenditures are preliminary and unaudited and are subject to change. To view the final audited amounts and additional details about FY19, FY20, FY21 and FY22 SBE spending, visit [greenbookdc.com](http://greenbookdc.com).



For definitions and details about the information on this page, please refer to pages 30-36. Visit the companion web site [greenbookdc.com](http://greenbookdc.com) for the most current data, reports and contracting assistance resources. Dollar figures displayed have been rounded accordingly

website: [ovsjg.dc.gov](https://ovsjg.dc.gov) | email: [ovsjg@dc.gov](mailto:ovsjg@dc.gov) | phone: 202.727.0605 | address: 441 4th St. NW, Suite 727 North, Washington, DC 20001

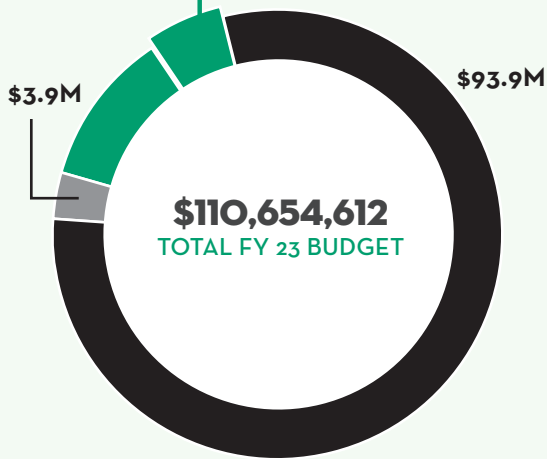
The mission of the Mayor's Office of Victim Services and Justice Grants (OVJSG) is to develop, fund, and coordinate programs that improve public safety; enhance the administration of justice; and create systems of care for crime victims, youth, and their families in the District.

**\$6,433,693**  
FY 23 SPENDING GOAL

Goal: \$6.4M

Total: \$12.9M

**\$110,654,612**  
TOTAL FY 23 BUDGET



- Personnel and Fixed Costs (not subject to SBE spending goal)
- Expenditures that are not SBE eligible
- Planned Acquisitions: SBE Eligible (50% = Goal)

Review SBE goal calculation formula and agency budget details at [greenbookdc.com](https://greenbookdc.com).

### FY23 PLANNED ACQUISITIONS (SELECT HIGHLIGHTS)

This agency's FY23 Planned Acquisitions total approximately \$12,867,386, which may include potential opportunities for SBEs. Review all FY23 Planned Acquisitions at [greenbookdc.com](https://greenbookdc.com). New planned acquisitions only.

PRODUCT/SERVICE	NIPG CODES
<b>Technology</b>	
Web Site Development Tool Software	208-54-95

### POTENTIAL BUSINESS GROWTH OPPORTUNITIES

These are examples of "Expenditures that are not SBE eligible" (special exceptions depicted in the gray slice of the FY23 chart to the left) where contracts are currently in place or the agencies determined that SBE capacity was not available.

There were no potential growth opportunities where CBEs were deemed not available/qualified as of the date this document was printed. Please visit [greenbookdc.com](https://greenbookdc.com) for more information.

### SPENDING WITH SBES

The Fiscal Year 2022 SBE Expenditures are based on transactions recorded to the Office of the Chief Financial Officer's System of Accounting Record (SOAR) as of November 1, 2022. These expenditures are preliminary and unaudited and are subject to change. To view the final audited amounts and additional details about FY19, FY20, FY21 and FY22 SBE spending, visit [greenbookdc.com](https://greenbookdc.com).



For definitions and details about the information on this page, please refer to pages 30-36. Visit the companion web site [greenbookdc.com](https://greenbookdc.com) for the most current data, reports and contracting assistance resources. Dollar figures displayed have been rounded accordingly

website: [dcoz.dc.gov](http://dcoz.dc.gov) | email: [dcoz@dc.gov](mailto:dcoz@dc.gov) | phone: 202.727.6311 | address: 441 4th St. NW, Suite 200 South, Washington, DC 20001

The mission of the District of Columbia Office of Zoning (OZ) is to provide administrative, professional, and technical assistance to the Zoning Commission (ZC) and the Board of Zoning Adjustment (BZA) in support of their oversight and adjudication of zoning matters in the District of Columbia.

**\$87,736**

FY 23 SPENDING GOAL

Goal: \$87.7K

Total: \$175.5K

\$712.8K

**\$4,334,826**  
TOTAL FY 23 BUDGET

\$3.4M

- Personnel and Fixed Costs (not subject to SBE spending goal)
- Expenditures that are not SBE eligible
- Planned Acquisitions: SBE Eligible (50% = Goal)

Review SBE goal calculation formula and agency budget details at [greenbookdc.com](http://greenbookdc.com).

### FY23 PLANNED ACQUISITIONS (SELECT HIGHLIGHTS)

This agency's FY23 Planned Acquisitions total approximately \$175,471, which may include potential opportunities for SBEs. Review all FY23 Planned Acquisitions at [greenbookdc.com](http://greenbookdc.com). This agency has no new planned acquisitions that have not already been awarded.

### POTENTIAL BUSINESS GROWTH OPPORTUNITIES

These are examples of "Expenditures that are not SBE eligible" (special exceptions depicted in the gray slice of the FY23 chart to the left) where contracts are currently in place or the agencies determined that SBE capacity was not available.

PRODUCT/SERVICE	TOTAL
IT Consulting	\$392,388
Court Reporting Services	\$75,000
Translation Services	\$3,000

### SPENDING WITH SBES

The Fiscal Year 2022 SBE Expenditures are based on transactions recorded to the Office of the Chief Financial Officer's System of Accounting Record (SOAR) as of November 1, 2022. These expenditures are preliminary and unaudited and are subject to change. To view the final audited amounts and additional details about FY19, FY20, FY21 and FY22 SBE spending, visit [greenbookdc.com](http://greenbookdc.com).

FY19	<div style="width: 100%; height: 15px; background-color: green;"></div>	\$134.6K
FY20	<div style="width: 85%; height: 15px; background-color: green;"></div>	\$110.5K
FY21	<div style="width: 55%; height: 15px; background-color: green;"></div>	\$71.8K
FY22	<div style="width: 85%; height: 15px; background-color: green;"></div>	\$116.3K

For definitions and details about the information on this page, please refer to pages 30-36. Visit the companion web site [greenbookdc.com](http://greenbookdc.com) for the most current data, reports and contracting assistance resources. Dollar figures displayed have been rounded accordingly

website: [perb.dc.gov](http://perb.dc.gov) | email: [perb@dc.gov](mailto:perb@dc.gov) | phone: 202.727.1822 | address: 1100 4th St. SW, Suite 630 East, Washington, DC 20024

The District of Columbia Public Employee Relations Board (PERB) is an impartial, quasi-judicial, independent agency empowered with the exclusive jurisdiction to resolve labor-management disputes between agencies of the District government, its labor organizations representing employees of the various District government agencies, and employees covered by the Comprehensive Merit Personnel Act.

**\$53,185**

FY 23 SPENDING GOAL

Goal: \$53.2K

Total: \$106.4K

\$99.6K

**\$1,362,828**

TOTAL FY 23 BUDGET

\$1.2M

- Personnel and Fixed Costs (not subject to SBE spending goal)
- Expenditures that are not SBE eligible
- Planned Acquisitions: SBE Eligible (50% = Goal)

Review SBE goal calculation formula and agency budget details at [greenbookdc.com](http://greenbookdc.com).

## FY23 PLANNED ACQUISITIONS (SELECT HIGHLIGHTS)

This agency's FY23 Planned Acquisitions total approximately \$106,371, which may include potential opportunities for SBEs. Review all FY23 Planned Acquisitions at [greenbookdc.com](http://greenbookdc.com). New planned acquisitions only.

PRODUCT/SERVICE	NIPG CODES
Legal Services	
Professional Court Reporter Services	961-24-58

## POTENTIAL BUSINESS GROWTH OPPORTUNITIES

These are examples of "Expenditures that are not SBE eligible" (special exceptions depicted in the gray slice of the FY23 chart to the left) where contracts are currently in place or the agencies determined that SBE capacity was not available.

PRODUCT/SERVICE	TOTAL
Legal Services, Attorneys	\$30,000
IT Consulting	\$10,000
Educational/Training Services	\$8,000

## SPENDING WITH SBES

The Fiscal Year 2022 SBE Expenditures are based on transactions recorded to the Office of the Chief Financial Officer's System of Accounting Record (SOAR) as of November 1, 2022. These expenditures are preliminary and unaudited and are subject to change. To view the final audited amounts and additional details about FY19, FY20, FY21 and FY22 SBE spending, visit [greenbookdc.com](http://greenbookdc.com).

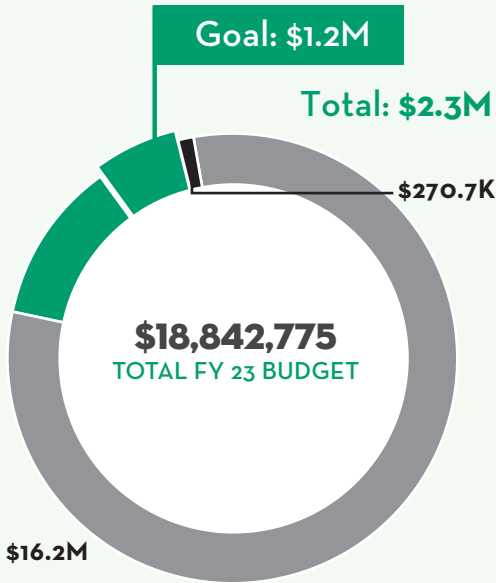
FY19	<div style="width: 20%; background-color: green;"></div>	\$20.7K
FY20	<div style="width: 18%; background-color: green;"></div>	\$19.6K
FY21	<div style="width: 25%; background-color: green;"></div>	\$31.1K
FY22	<div style="width: 27%; background-color: green;"></div>	\$32.3K

For definitions and details about the information on this page, please refer to pages 30-36. Visit the companion web site [greenbookdc.com](http://greenbookdc.com) for the most current data, reports and contracting assistance resources. Dollar figures displayed have been rounded accordingly

website: [dcpsc.org](http://dcpsc.org) | email: [websupport@psc.dc.gov](mailto:websupport@psc.dc.gov) | phone: 202.626.5100 | address: 1325 G St. NW, Suite 800, Washington, DC 20005

The mission of the Public Service Commission (PSC) is to serve the public interest by ensuring that financially healthy electric, natural gas, and telecommunications companies provide safe, reliable, and quality services at reasonable rates for District of Columbia residential, business, and government customers.

**\$1,170,883**  
FY 23 SPENDING GOAL



- Personnel and Fixed Costs (not subject to SBE spending goal)
- Expenditures that are not SBE eligible
- Planned Acquisitions: SBE Eligible (50% = Goal)

Review SBE goal calculation formula and agency budget details at [greenbookdc.com](http://greenbookdc.com).

### FY23 PLANNED ACQUISITIONS (SELECT HIGHLIGHTS)

This agency's FY23 Planned Acquisitions total approximately \$2,341,766, which may include potential opportunities for SBEs. Review all FY23 Planned Acquisitions at [greenbookdc.com](http://greenbookdc.com). New planned acquisitions only.

PRODUCT/SERVICE	NIPG CODES	PRODUCT/SERVICE	NIPG CODES
<b>Communications</b>		<b>Financial Services</b>	
Advertising/Public Relations	915-03-00	Utility Financial Services	946-49-85
Audio/Video Production Services Complete	915-09-00	<b>Legal Services</b>	
Marketing Services (Incl. Distribution, Research, Sales Promotions, Etc.)	961-53-00	Court Reporting Services	961-24-00
<b>Construction</b>		<b>Professional Services</b>	
Energy Conservation; New Energy Sources (Solar, Etc.) - Architectural Services	906-28-00	Consulting Services	918-00-00
Architectural and Engineering Services, Non-Professional	907-00-00	<b>Scientific Services</b>	
<b>Equipment</b>		Energy Conservation Consulting	918-41-00
Energy Generating Devices; E.G., Modular Fuel Cells	578-33-00	<b>Technology</b>	
		Computer Software Consulting	918-29-00
		IT Consulting	918-71-00

### POTENTIAL BUSINESS GROWTH OPPORTUNITIES

These are examples of "Expenditures that are not SBE eligible" (special exceptions depicted in the gray slice of the FY23 chart to the left) where contracts are currently in place or the agencies determined that SBE capacity was not available.

PRODUCT/SERVICE	TOTAL
Automobile/Passenger Vehicle Maintenance and Repair	\$35,000
Security/Safety Consulting	\$21,000

### SPENDING WITH SBES

The Fiscal Year 2022 SBE Expenditures are based on transactions recorded to the Office of the Chief Financial Officer's System of Accounting Record (SOAR) as of November 1, 2022. These expenditures are preliminary and unaudited and are subject to change. To view the final audited amounts and additional details about FY19, FY20, FY21 and FY22 SBE spending, visit [greenbookdc.com](http://greenbookdc.com).



For definitions and details about the information on this page, please refer to pages 30-36. Visit the companion web site [greenbookdc.com](http://greenbookdc.com) for the most current data, reports and contracting assistance resources. Dollar figures displayed have been rounded accordingly.



website: [rptac.dc.gov](http://rptac.dc.gov) | email: [rptac@dc.gov](mailto:rptac@dc.gov) | phone: 202.727.6860 | address: 441 4th St. NW, Suite 360 North, Washington, DC 20001

The mission of the Real Property Tax Appeals Commission (RPTAC) is to conduct fair and impartial hearings to review disputed real property tax assessments (to ensure that properties are assessed at 100 percent of market value) and to resolve claims of improper real property classifications and homestead (domicile) and senior eligibility issues.

**\$65,070**

FY 23 SPENDING GOAL

Goal: \$65.1K

Total: \$130.1K

\$82.2K

**\$2,033,852**  
TOTAL FY 23 BUDGET

\$1.8M

- Personnel and Fixed Costs (not subject to SBE spending goal)
- Expenditures that are not SBE eligible
- Planned Acquisitions: SBE Eligible (50% = Goal)

Review SBE goal calculation formula and agency budget details at [greenbookdc.com](http://greenbookdc.com).

### FY23 PLANNED ACQUISITIONS (SELECT HIGHLIGHTS)

This agency's FY23 Planned Acquisitions total approximately \$130,141, which may include potential opportunities for SBEs. Review all FY23 Planned Acquisitions at [greenbookdc.com](http://greenbookdc.com). This agency has no new planned acquisitions that have not already been awarded.

### POTENTIAL BUSINESS GROWTH OPPORTUNITIES

These are examples of "Expenditures that are not SBE eligible" (special exceptions depicted in the gray slice of the FY23 chart to the left) where contracts are currently in place or the agencies determined that SBE capacity was not available.

There were no potential growth opportunities where CBEs were deemed not available/qualified as of the date this document was printed. Please visit [greenbookdc.com](http://greenbookdc.com) for more information.

### SPENDING WITH SBES

The Fiscal Year 2022 SBE Expenditures are based on transactions recorded to the Office of the Chief Financial Officer's System of Accounting Record (SOAR) as of November 1, 2022. These expenditures are preliminary and unaudited and are subject to change. To view the final audited amounts and additional details about FY19, FY20, FY21 and FY22 SBE spending, visit [greenbookdc.com](http://greenbookdc.com).

FY19		\$20.2K
FY20		\$23.7K
FY21		\$11.6K
FY22		\$12.3K

For definitions and details about the information on this page, please refer to pages 30-36. Visit the companion web site [greenbookdc.com](http://greenbookdc.com) for the most current data, reports and contracting assistance resources. Dollar figures displayed have been rounded accordingly

website: [osse.dc.gov](https://osse.dc.gov) | email: [osse@dc.gov](mailto:osse@dc.gov) | phone: 202.576.5000 | address: 1050 First St. NE, , Washington, DC 20002

The mission of Special Education Transportation (SET), also known as the Office of the State Superintendent of Education, Division of Student Transportation (OSSE-DOT), is to provide safe, reliable, and efficient transportation services that positively support learning opportunities for eligible students from the District of Columbia. The agency's work is designed to achieve four main objectives: safety, efficiency, reliability, and customer focus.

**\$7,312,728**

FY 23 SPENDING GOAL




Goal: \$7.3M

Total: \$14.6M

**\$122,519,242**  
TOTAL FY 23 BUDGET

\$0

\$107.9M

-  Personnel and Fixed Costs (not subject to SBE spending goal)
-  Expenditures that are not SBE eligible
-  Planned Acquisitions: SBE Eligible (50% = Goal)

Review SBE goal calculation formula and agency budget details at [greenbookdc.com](https://greenbookdc.com).

## FY23 PLANNED ACQUISITIONS (SELECT HIGHLIGHTS)

This agency's FY23 Planned Acquisitions total approximately \$14,625,456, which may include potential opportunities for SBEs. Review all FY23 Planned Acquisitions at [greenbookdc.com](https://greenbookdc.com). New planned acquisitions only.

PRODUCT/SERVICE	NIPG CODES	PRODUCT/SERVICE	NIPG CODES
<b>Apparel</b>		<b>Professional Services</b>	
Uniforms, Business and Work (Various), Men and Women	200-85-98	Management Consulting Services	918-75-50
<b>Document Management</b>		<b>Supplies: Construction/Facility Maintenance</b>	
Digital Imaging Services	920-30-25	Cleaner and Disinfectant	485-40-27
<b>Facility Maintenance</b>		<b>Supplies: Office Supplies</b>	
Building Cleaning, Exterior	910-03-00	Office Supplies, General	615-60-40
<b>Food Services</b>		<b>Technology</b>	
Concessions, Catering, Vending: Mobile and Stationary	961-15-00	Maintenance and Support, Software, Mainframe	920-45-31
<b>Health Care Services</b>		<b>Transportation</b>	
Consulting Services, Medical	918-78-50	Repair of Automobile Tires and Tubes	928-82-55
<b>Human Resources</b>		Vehicle Cleaning Services	928-93-25
Personnel Services, Temporary	962-69-41	Passenger Transportation Services	959-56-58
		Snow Removal Services	968-72-70

## POTENTIAL BUSINESS GROWTH OPPORTUNITIES

These are examples of "Expenditures that are not SBE eligible" (special exceptions depicted in the gray slice of the FY23 chart to the left) where contracts are currently in place or the agencies determined that SBE capacity was not available.

There were no potential growth opportunities where CBEs were deemed not available/qualified as of the date this document was printed. Please visit [greenbookdc.com](https://greenbookdc.com) for more information.

## SPENDING WITH SBES

The Fiscal Year 2022 SBE Expenditures are based on transactions recorded to the Office of the Chief Financial Officer's System of Accounting Record (SOAR) as of November 1, 2022. These expenditures are preliminary and unaudited and are subject to change. To view the final audited amounts and additional details about FY19, FY20, FY21 and FY22 SBE spending, visit [greenbookdc.com](https://greenbookdc.com).

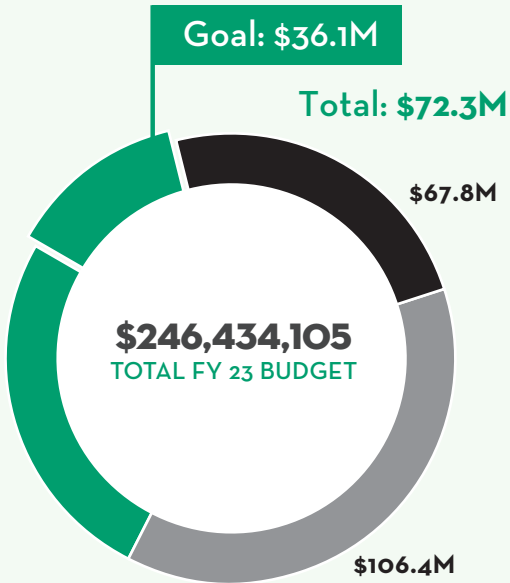
FY19		<b>\$4.9M</b>
FY20		<b>\$3.9M</b>
FY21		<b>\$1.6M</b>
FY22		<b>\$3.8M</b>

For definitions and details about the information on this page, please refer to pages 30-36. Visit the companion web site [greenbookdc.com](https://greenbookdc.com) for the most current data, reports and contracting assistance resources. Dollar figures displayed have been rounded accordingly

website: [udc.edu](http://udc.edu) | email: [udc-communications@udc.edu](mailto:udc-communications@udc.edu) | phone: 202.274.5000 | address: 4200 Connecticut Ave. NW, Washington, DC 20008

The University of the District of Columbia (UDC) is an urban land grant institution of higher education. Through its community college, flagship, and graduate schools, UDC offers affordable post-secondary education to District of Columbia residents at the certificate, baccalaureate, professional, and graduate levels. These programs prepare students for immediate entry into the workforce, the next level of education, specialized employment opportunities, and life-long learning.

**\$36,139,227**  
FY 23 SPENDING GOAL



- Personnel and Fixed Costs (not subject to SBE spending goal)
- Expenditures that are not SBE eligible
- Planned Acquisitions: SBE Eligible (50% = Goal)

Review SBE goal calculation formula and agency budget details at [greenbookdc.com](http://greenbookdc.com).

## FY23 PLANNED ACQUISITIONS (SELECT HIGHLIGHTS)

This agency's FY23 Planned Acquisitions total approximately \$72,278,454, which may include potential opportunities for SBEs. Review all FY23 Planned Acquisitions at [greenbookdc.com](http://greenbookdc.com). New planned acquisitions only.

PRODUCT/SERVICE	NIPG CODES	PRODUCT/SERVICE	NIPG CODES
<b>Apparel</b>		<b>Food Services</b>	
Clothing Maintenance and Repair (Incl. Uniforms)	936-18-00	Concessions, Catering, Vending: Mobile and Stationary	961-15-00
<b>Arts and Entertainment</b>		<b>Human Resources</b>	
Amusement and Entertainment Services	962-05-00	Personnel Services, Temporary	962-69-00
<b>Communications</b>		<b>Safety and Security Services</b>	
Photography (Not Including Aerial Photography)	915-72-00	Security/Safety Consulting	918-93-00
Advertising Consulting	918-07-00	<b>Supplies: Office Supplies</b>	
<b>Document Management</b>		Office Supplies, General	615-00-00
Printing and Typesetting Services	966-00-00	<b>Supplies: Textbooks, Publications, and Training Manuals</b>	
<b>Educational Services</b>		Display, Exhibit, and Promotional Materials	715-30-00
In-Service Training (For Employees)	924-35-00	<b>Technology</b>	
<b>Facility Maintenance</b>		Software Maintenance/Support	920-45-00
Building Maintenance, Installation and Repair Services	910-00-00	<b>Transportation</b>	
Janitorial/Custodial Services	910-39-00	Passenger Transportation Services	959-56-58

## POTENTIAL BUSINESS GROWTH OPPORTUNITIES

These are examples of "Expenditures that are not SBE eligible" (special exceptions depicted in the gray slice of the FY23 chart to the left) where contracts are currently in place or the agencies determined that SBE capacity was not available.

There were no potential growth opportunities where CBEs were deemed not available/qualified as of the date this document was printed. Please visit [greenbookdc.com](http://greenbookdc.com) for more information.

## SPENDING WITH SBES

The Fiscal Year 2022 SBE Expenditures are based on transactions recorded to the Office of the Chief Financial Officer's System of Accounting Record (SOAR) as of November 1, 2022. These expenditures are preliminary and unaudited and are subject to change. To view the final audited amounts and additional details about FY19, FY20, FY21 and FY22 SBE spending, visit [greenbookdc.com](http://greenbookdc.com).

FY19	\$19.8M
FY20	\$23.8M
FY21	\$16.7M
FY22	\$17.4M

For definitions and details about the information on this page, please refer to pages 30-36. Visit the companion web site [greenbookdc.com](http://greenbookdc.com) for the most current data, reports and contracting assistance resources. Dollar figures displayed have been rounded accordingly

website: [eventsdc.com](http://eventsdc.com) | email: | phone: 202.249.3000 | address: 801 Mt. Vernon Pl. NW, Washington, DC 20001

The mission of Events DC is to generate economic and community benefits for the residents and businesses of the District of Columbia by creating the premier event experiences in the nation's capital, and through the promotion of Washington, DC, as a world-class tourist destination.

**\$1,395,985**

FY 23 SPENDING GOAL

Goal: \$1.4M

Total: \$2.8M

\$101.1M

**\$172,270,670**

TOTAL FY 23 BUDGET

\$68.3M

- Personnel and Fixed Costs (not subject to SBE spending goal)
- Expenditures that are not SBE eligible
- Planned Acquisitions: SBE Eligible (50% = Goal)

Review SBE goal calculation formula and agency budget details at [greenbookdc.com](http://greenbookdc.com).

## FY23 PLANNED ACQUISITIONS (SELECT HIGHLIGHTS)

This agency's FY23 Planned Acquisitions total approximately \$2,791,969, which may include potential opportunities for SBEs. Review all FY23 Planned Acquisitions at [greenbookdc.com](http://greenbookdc.com). New planned acquisitions only.

PRODUCT/SERVICE	NIPG CODES	PRODUCT/SERVICE	NIPG CODES
<b>Construction</b>		<b>Legal Services</b>	
Plumbing	914-68-00	Legal Consulting	918-74-00
Welding	914-85-00	<b>Professional Services</b>	
<b>Document Management</b>		Analytical Studies and Surveys (Consulting)	
Layout and Graphic Design Services	965-30-49		918-12-00
Print-On-Demand Printing Services	966-76-00	Human Relations Consulting	918-65-00
<b>Event Management</b>		<b>Scientific Services</b>	
Event Planning Services	962-34-00	Horticultural Consulting	918-62-00
<b>Facility Maintenance</b>		<b>Supplies: Office Supplies</b>	
Carpet/Flooring Installation and/or Removal Services	910-09-45	Miscellaneous Promotional Items, Imprinted	037-52-56
Overhead Door Installation, Maintenance, and Repair	910-55-00	<b>Technology</b>	
Weather and Waterproofing Maintenance and Repair Services	910-78-00	IT Consulting	918-71-00
Boiler Maintenance and Repair, Steam	941-25-00		

## POTENTIAL BUSINESS GROWTH OPPORTUNITIES

These are examples of "Expenditures that are not SBE eligible" (special exceptions depicted in the gray slice of the FY23 chart to the left) where contracts are currently in place or the agencies determined that SBE capacity was not available.

PRODUCT/SERVICE	TOTAL	PRODUCT/SERVICE	TOTAL
Software Maintenance/Support	\$1,386,544	Building and Facilities Management Services	\$765,093
Janitorial Management Services	\$3,530,199	Field Offices and Sheds Construction Type	\$587,434
Elevator Installation, Maintenance and Repair	\$1,547,390		
Intelligent Transportation System Software	\$937,740		

## SPENDING WITH SBES

The Fiscal Year 2022 SBE Expenditures are based on transactions recorded to the Office of the Chief Financial Officer's System of Accounting Record (SOAR) as of November 1, 2022. These expenditures are preliminary and unaudited and are subject to change. To view the final audited amounts and additional details about FY19, FY20, FY21 and FY22 SBE spending, visit [greenbookdc.com](http://greenbookdc.com).




For definitions and details about the information on this page, please refer to pages 30-36. Visit the companion web site [greenbookdc.com](http://greenbookdc.com) for the most current data, reports and contracting assistance resources. Dollar figures displayed have been rounded accordingly.

# REGIONAL PARTNERS



**OPEN**

*Welcome*



**website:** [www.dewater.com/business-diversity-and-inclusion](http://www.dewater.com/business-diversity-and-inclusion)

**email:** [cecp@dewater.com](mailto:cecp@dewater.com)

**phone:** 202-787-2351

**address:** 1385 Canal St, S.E, Washington, DC 20003

The District of Columbia Water and Sewer Authority (DC Water) is committed to promoting economic and business development in the District of Columbia and the region it services. DC Water actively encourages and supports the participation of certified local businesses, local small business enterprises, and disadvantaged (minority- and women-owned) business enterprises in its contracting and procurement activities, at all tier levels. Its mission is to: foster the growth and competitiveness of the local, small, and disadvantaged business community; to help remove barriers to their participation DC Water procurements; and to assist the development of firms that can compete on an equal footing in the market place and have a positive impact on the regional economy.

# \$112,000,000

FY 2021, certified small, disadvantaged, and women business enterprises

**PRODUCT/SERVICE**

**Lead Free DC Pipe Replacement**

DC Water’s 10-year Capital Improvement Plan (CIP) for water main replacement is funded at \$632 million to replace approximately 130 miles of water main and 5,827 miles of lead service lines. The by-block groups, when funded, will become part of the CIP.

The LSR Planning model identifies future lead service line replacements that will require a minimum of 22 miles of water main replacement.

The total planning level cost range for the CIP projects (both funded and new “by-block” unfunded projects) is \$858 million to \$1,012 billion.

**PRODUCT/SERVICE**

**Potomac River Tunnel Project**

The Potomac River Tunnel is a Design-Build project and includes the following: a large diameter tunnel excavated in both rock and soft ground, four (4) inline shafts, three (3) offline drop shafts, four (4) adit connections, six (6) new diversion structures, two (2) emergency overflow structures, internal hydraulic and surge structures, venting facilities, and hydraulic monitoring and data collection system installation.

**PRODUCT/SERVICE**

Casualty Insurance

Cisco Systems

Construction

Crane Operations

Employee Assistance Program

Electronic Control Systems

Electrical

Elevator

**PRODUCT/SERVICE**

Engineering

Financial Services

Fire Protection

Hauling

HVAC Maintenance

Investment Advisory Services

IT Support

Janitorial

**PRODUCT/SERVICE**

Major Construction

Risk Management

Security Systems

Small Construction

Vision Benefits

Water Reservoir & Tank Cleaning

# METROPOLITAN WASHINGTON AIRPORTS AUTHORITY



**website:** [www.mwaa.com](http://www.mwaa.com)  
**email:** [diversity@mwaa.com](mailto:diversity@mwaa.com)  
**phone:** 703-417-8360  
**address:** 2733 Crystal Drive, Arlington, VA 22202

The Metropolitan Washington Airports Authority (Airports Authority) manages four key entities: Ronald Reagan Washington National Airport, Washington Dulles International Airport, the Dulles Toll Road, and construction of Metrorail Silver Line expansion to Dulles Airport and beyond through the Dulles Corridor Metrorail Project. The Airports Authority provides world-class travel options and plays a key role in generating new business, creating jobs to support the local economy, boosting economic development through supplier diversity, and promoting tourism. Additionally, the Airports Authority, through its business enterprises, contractors, and dependent industries, provides or supports nearly 400,000 jobs across the region, more than 100,000 of which are based in the District of Columbia, generating more than \$4.5 billion in annual labor income. Regionally, jobs provided or supported by the Airports Authority account for approximately \$15 billion in annual labor income, approximately \$3 billion in state and local taxes, and nearly \$21 billion in business revenue. Through the Office for Diversity, Inclusion and

Social Impact, the Airports Authority encourages the participation of DC-based businesses in its contracting opportunities by engaging in various strategic events, supplier development programs, and partnerships throughout the DC metropolitan area to promote the Airports Authority's Small Business Programs, and ultimately increase DC-based firms' participation in Airports Authority procurement opportunities. The Airports Authority LDBE Program provides opportunities to local small business firms without regard to race or sex. These LDBE firms are eligible for any Authority contract that requires LDBE participation. An LDBE is defined as a small business concern, which is organized for profit and located within a 100-mile radius of Washington DC's Zero Mile Marker. The average annual gross receipts, based on the firm's last three years of receipts, must not exceed the small business size standard established by the Authority for the services or goods that will be provided in an Authority contract. The receipts of all affiliates are counted in determining size.

# \$58,968,762.75

## FY 2021 Spend and Revenue with DC Based Businesses

### PRODUCT/SERVICE

- Auto Parts
- Electrical Components and Supplies
- Electrical Contractors
- HVAC

### PRODUCT/SERVICE

- Architecture and Engineering Services
- Site Work/Demolition/Vertical
- Construction
- Horizontal Construction/Asphalt

### PRODUCT/SERVICE

- Plumbing
- Professional Services
- Information Technology

As part of the Airports Authority's ongoing efforts to maximize opportunities to DC-based firms, DSD continues to engage DC businesses and business organization groups through the dissemination and posting of Airports Authority solicitation notices and planned procurement reports; the partnerships with DC business organizations through targeted strategic outreach, sponsorship, speaking engagements and business opportunity seminars; the promotion of the Joint Certification Program Addendum between the Airports Authority and DC DSLBD; the hosting of Airports Authority specific outreach events including trainings, workshops and events; and the inclusion of DC firms in its Small Business University initiatives. Useful links are provided below for your reference:

- **MWAA Current and Forecasted Contracting Opportunities:**  
<https://www.mwaa.com/business/contracting-opportunities>
- **MWAA Certification Portal:**  
[www.mwaa.diversitycompliance.com](http://www.mwaa.diversitycompliance.com)
- **MWAA Annual Budget:**  
<https://www.mwaa.com/financial-and-statistics>
- **MWAA Small Business Programs and Outreach Calendar:**  
<https://www.mwaa.com/business/department-supplierdiversity-ds>



**pepco**<sup>SM</sup>  
AN EXELON COMPANY

---

**website:** www.pepco.com  
**email:** karen.dasilva@exeloncorp.com  
**address:** 701 Ninth Street, NW Washington, DC 20068

---

As the primary energy provider in the District of Columbia, Pepco is committed to delivering safe, reliable affordable and sustainable energy to our customers, through numerous projects and initiatives, as well as the ongoing maintenance and upgrades made to the electric distribution system. Examples of key infrastructure projects include the District of Columbia Power Line Undergrounding (“DC PLUG”) initiative and the Capital Grid Project. These critical infrastructure projects contribute to the economic sustainability and growth of the District of Columbia, resulting in opportunities for local and diverse businesses.

The DC PLUG initiative is a partnership between the District and Pepco to improve the reliability and resiliency of the District of Columbia energy grid by placing select feeders underground in Wards 3, 4, 5, 7, and 8. The Task Force determined that improvements to the District of Columbia’s electric distribution system to enhance its resiliency and reduce power outages caused by storms would require new investments. Pepco and the District Department of Transportation (“DDOT”) have jointly hosted contractor forums, sponsored a DC PLUG Initiative Networking Event for contractors, and hosted a project schedule update webinar for contractors. Pepco and DDOT will continue to conduct

one-on-one meetings with Certified Business Enterprises and attend local events to learn about the capacity and capability of the local contracting community.

The Capital Grid Project is an integrated solution that helps strengthen the Capital area energy grid over the long term, promoting enhanced reliability and resiliency. Through this Project, we are continuing our purposeful work, delivering on our promise to provide safe and reliable energy to our customers, and acting on our commitment to continually driving our communities forward. The project includes an upgrade to three existing Pepco substations in the District and Maryland, construction of a new substation to serve an area in the District experiencing rapid growth and development and the creation of a networked system by installing approximately 10 miles of underground transmission cable.

Pepco will continue to engage local and diverse contractors regarding these and other opportunities that are available with the company. To get started on the work, Pepco partnered with construction firms designated as District of Columbia-based Certified Business Enterprises, spurring local economic development and building on its commitment to diversity and workforce development.

**OVER**  
**\$122,000,0000**

FY 2021 Local Business Spend

**PRODUCT/SERVICE**

- Distribution Construction
- Transmission & Substation Construction
- Construction Division Trades
- Distribution Transformers

**PRODUCT/SERVICE**

- Wire and Cable
- Electric Distribution Equipment
- Energy Efficiency
- Transmission & Substation Materials

**PRODUCT/SERVICE**

- Topography surveying
- Engineering/Technical Consulting
- Vegetation Management



# WASHINGTON GAS



**Washington  
Gas**

A WGL Company

---

**website:** [www.washingtongas.com](http://www.washingtongas.com)

**contact:** Keli Hearon

**email:** [keli.hearon@washgas.com](mailto:keli.hearon@washgas.com)

**phone:** 571-369-0371

---

Washington Gas Light Company's (WGL) economic development initiative is focused on supporting regional growth and prosperity through the improvement of our region's energy security, infrastructure, transportation, housing, and economic resiliency. A robust natural gas infrastructure is critical to meeting these needs. Partnering with the public and private sector, WGL is committed to fostering regional economic growth through serving the energy needs of our community.

# \$137,000,000

## Year to Date 2022 (January-September) Diverse and Local Businesses Projected Spend

### PRODUCT/SERVICE

---

Legal

Construction

### PRODUCT/SERVICE

---

Engineering

IT

# WASHINGTON METROPOLITAN AREA TRANSIT AUTHORITY



The Washington Metropolitan Area Transit Authority (WMATA) serves 91 stations and has 117 miles of track. Metrobus serves the nation's capital 24 hours a day, 7 days a week with 1,500 buses. Metrorail and Metrobus serve a population of approximately 4 million within a 1,500-square mile jurisdiction. Metro began its paratransit service, Metro Access, in 1994; it provides about 2.3 million trips per year.

WMATA has five (5) Socioeconomic programs and two Certification Programs that support the prosperity of the local, small, minority- and women-owned business communities and strives to ensure opportunities are marketed, published, and meet regulatory requirements.

- Disadvantaged Business Enterprise Program (DBE) - Federally mandated by 49 CFR 26
- Small Business Enterprise Program (SBE) - Federally mandated by 49 CFR 26.39
- Minority Business Enterprise Program (MBE) - New program non-federal

---

**website:** [wmata.com](http://wmata.com)

**email:** [SBPO hotline@wmata.com](mailto:SBPO hotline@wmata.com)

**address:** 600 Fifth Street, N.W., Washington, D.C. 20001

---

- Small Business Program (SBP) - New program non-federal
- Micro-Business Program (MBP) - New program non-federal
- WMATA Certification Oversight Committee (WCOC) (MBE Program)
- District of Columbia Unified Certification Program (DCUCP) (DBE Program joint with D.DOT)

These programs have structured contracting requirements to facilitate competition by small and minority local business concerns, taking all reasonable steps to eliminate obstacles to their participation in procurements as prime contractors or subcontractors.

# \$2,400,000,000

## FY23 Planned Contract Awards

### Infrastructure Investment and Jobs Act

Passage of the Infrastructure Investment and Jobs Act, also known as the Bipartisan Infrastructure Law (BIL), paves the way for increased investment in the Metro capital program. The Federal Transit Administration (FTA) anticipates that federal funding from the BIL will create good-paying jobs and better accessibility to transportation through investment in transit. Funding provided through the BIL will allow Metro to continue focusing on executing projects in a sustainable manner to provide safe, reliable, resilient, and equitable transit service for the District of Columbia, Virginia, and Maryland.

# WASHINGTON METROPOLITAN AREA TRANSIT AUTHORITY

## PRODUCT/SERVICE

Tunnel Rehabilitation and Tunnel Mitigation

Rehabilitation of Train Control Equipment & Planning for the Next Generation Signal System

Rehabilitation & Upgrade of Rail Power Systems

Replacement & Upgrade of Communications Systems - Including Radio Infrastructure & Equipment

Track Rehabilitation & Maintenance

Financial System Replacement

8000-series Railcar Acquisition to Replace 2000/3000-series Cars

Railcar Rehabilitation & Maintenance

Consolidated Office Buildings in the District of Columbia, Maryland, and Virginia

Rehabilitation & Optimization of Railyards and Maintenance Facilities

Bus Planning Studies Program

## PRODUCT/SERVICE

Replacement & Rehabilitation of Elevators & Escalators

Rockville Station Canopy Construction  
Deployment of Mobile Fare Payment & Replacement of Faregates

Bus Vehicle Replacement and Rehabilitation

Replacement of Bus Divisions at Northern and Bladensburg and Planning for Western

Investments in Northern & Bladensburg to Enable 100-percent Electric Vehicles

Zero Emission Bus Program to Test and Evaluate Technology & Prepare for Larger Scale Deployment

Rehabilitation of Four-Mile Run, Montgomery, and Landover Bus Divisions

Bus Customer Facility Improvements - Bus Stops, Transit Centers, and Customer Information Displays

Facility Roof Replacement

Cyber Security Improvements

## PRODUCT/SERVICE

Railcar Heavy Repair & Overhaul Facility

Roadway and Signal Improvements for Bus Priority

Replacement of Bus Fareboxes

Fiber Optic Cable Installation

Lifecycle Replacement of Paratransit Vehicles

Platform Improvement

Rehabilitation of Bridges and Aerial Structures

Investment in a New Paratransit Scheduling System

Purple Line Construction

Information Technology Hardware & Software Replacement, System Preservation

Replacement Data Center

FY 2023

# GREENBOOK

*BUILDING A MORE EQUITABLE  
DISTRICT OF COLUMBIA*



441 4th Street, NW, Suite 850 North, Washington, DC 20001  
Tel. 202.727.3900 | Fax 202.724.3786 | Email: [dslbd@dc.gov](mailto:dslbd@dc.gov)



[WWW.DSLBD.DC.GOV](http://WWW.DSLBD.DC.GOV)

scan this code find out more